

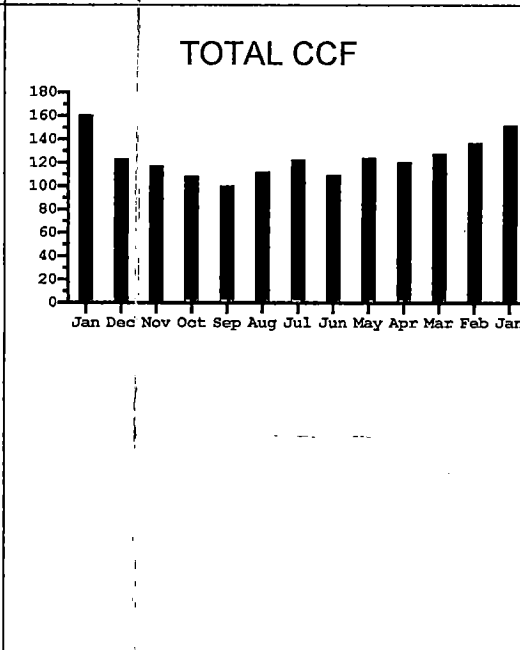
360

MATAGORDA CO JAIL

MAKE CHECK PAYABLE TO: BAY CITY GAS P.O BOX 1603 BAY CITY TX 77404-1603	SERVICE ADDRESS FEB 20 2024 2323 AVE E / Jail		ACCOUNT NUMBER Inv 36061-1041480000 / 1-31
	SERVICE PERIOD 12/29/23	FROM TO 01/31/24 ✓	BILLING DATE 02/06/24

READ DATE(G) 01/31/24
 METER NUM. 9989964
 PRES. READ 66806
 PREV. READ ✓ 65203
 TOTAL CCF 1603

RECEIVED
 FEB 20 2024
 BY: *AB*



DESCRIPTION	AMOUNT
BASIC SERVICE	19.00
GAS DELIVERY	1,213.21
COST OF GAS	519.36
THIS MONTH	1,751.57
APPROVED COUNTY AUDITOR <i>AB KPO</i> 010-54410-512 ✓	
TOTAL NOW DUE	OR 1,751.57
PENALTY AMOUNT	PAY THIS AMOUNT AFTER
0.00	02/20/2024 1,751.57

602 MATAGORDA CO JAIL

MESSAGES

Accounts with unpaid balances after the 20th may be assessed a \$45.00 fee and scheduled for disconnection. If disconnected, customers must come to the gas company office at 1100 6th to have service restored. Online payments will not restore service.

***** DUE DATE 2-20-24 *****

EMERGENCIES & AFTER HOURS CALL: 979-245-2311

Furnaces must have adequate airflow to operate safely.

Make sure all vents are free of obstacles.

More safety information at www.baycitygas.com or at 245-2327

TELEPHONE PAYMENT only at 1-877-273-3169.

ATTENTION: It may take up to 3 business days to process online payments.

We encourage you to share this safety information with those in your households and businesses.

- Safety information may be found here on your bill, also on the front of your bill, at www.baycitygas.com, or by contacting our office at 979.245.2327
- BAY CITY GAS COMPANY transports natural gas to homes and businesses in Bay City through a modern and highly reliable system of underground pipelines, which is routinely checked for leaks.
- Natural gas is colorless, odorless, non-toxic and lighter than air. Natural gas can be highly combustible or explosive in certain concentrations, so it is odorized with a smell similar to rotten eggs in order to make it detectible.
- Leaks can be dangerous so detecting and reporting a leak is very important. A gas odor will be the best indicator, and other signs may include dead vegetation, blowing dirt, bubbles in wet ground, or a hissing sound.
- **If you detect the smell of gas within your home or business, do NOT operate any electrical devices – including wall switches, phones or flashlights. Leave the premises and call Bay City Gas Company at 979.245.2311 or 911. These calls receive priority 24/7, as we work to protect life, public safety, the environment, and property.**
- ANY DIGGING activity – landscaping, fencing, mailboxes, flag poles, and plumbing repairs – could possibly damage the lines. Underground Damage Prevention Rules, Chapter 18 under Title 16 of the Texas Administrative Code, specify appropriate steps to be taken BEFORE digging, including calling the One Call Center (811) at least 48 hours PRIOR to digging.
- CALL BEFORE YOU DIG! 811. WAIT for the lines to be marked, respect those marks, and then dig with care. Federal Law requires that all damages to underground pipelines must be reported IMMEDIATELY to the pipeline operator (Bay City Gas Co) and to the Texas Railroad Commission (online at www.rrc.state.tx.us).
- If you witness damage to pipelines, observe a threat to a pipeline, or see suspicious activity near a pipeline or gas facility, call 911 or Bay City Gas at 979.245.2311.
- Bay City Gas Company places pipeline markers at locations as required by law. These markers DO NOT mark all of our lines, they indicate the APPROXIMATE location only, and have our name and phone number on them. In addition to pipelines, we have above ground facilities such as substations and gas meters and regulators. Public access to maps is also available at www.npms.phmsa.dot.gov. These maps contain approximate positions of pipelines, what products they carry, and owner/operator details.
- **Bay City Gas Company** is audited annually by The Railroad Commission of Texas, which maintains records of safety compliance at <https://www.rrc.state.tx.us/oil-gas/compliance-enforcement/>

MATAGORDA CO COURTHOUSE

360

MAKE CHECK PAYABLE TO:

BAY CITY GAS
P O BOX 1603
BAY CITY, TX 77404-1603

SERVICE ADDRESS

1700 7TH ST / Co Crthse

ACCOUNT NUMBER

36061-2530980000 / 1-31

FEB 21 2024

FROM TO


BILLING DATE

SERVICE PERIOD

12/29/23 01/31/24

02/06/24

READ DATE(G) 01/31/24
METER NUM. 11808
PRES. READ 60758
PREV. READ ✓ 58602
TOTAL CCF 2156



DESCRIPTION	AMOUNT
BASIC SERVICE	19.00
GAS DELIVERY	1,619.66
COST OF GAS	698.52
THIS MONTH	2,337.18

APPROVED COUNTY AUDITOR

DB / [Signature]

Shelly Fort

010-54410-510

RECEIVED FEB 21 2024

BY: DB

TOTAL NOW DUE

2,337.18

PENALTY AMOUNT

0.00

PAY THIS AMOUNT AFTER

02/20/2024
2,337.18

26

MATAGORDA CO COURTHOUSE MESSAGES

***** DUE DATE 2-20-24 *****

EMERGENCIES & AFTER HOURS CALL: 979-245-2311

Furnaces must have adequate airflow to operate safely.

Make sure all vents are free of obstacles.

More safety information at www.baycitygas.com or at 245-2327

TELEPHONE PAYMENT only at 1-877-273-3169.

ATTENTION: It may take up to 3 business days to process online payments.

Accounts with unpaid balances after the 20th may be assessed a \$45.00 fee and scheduled for disconnection. If disconnected, customers must come to the gas company office at 1100 6th to have service restored. Online payments will not restore service.

We encourage you to share this safety information with those in your households and businesses.

- Safety information may be found here on your bill, also on the front of your bill, at www.baycitygas.com, or by contacting our office at 979.245.2327.
- BAY CITY GAS COMPANY transports natural gas to homes and businesses in Bay City through a modern and highly reliable system of underground pipelines, which is routinely checked for leaks.
- Natural gas is colorless, odorless, non-toxic and lighter than air. Natural gas can be highly combustible or explosive in certain concentrations, so it is odorized with a smell similar to rotten eggs in order to make it detectible.
- Leaks can be dangerous so detecting and reporting a leak is very important. A gas odor will be the best indicator, and other signs may include dead vegetation, blowing dirt, bubbles in wet ground, or a hissing sound.
- **If you detect the smell of gas within your home or business, do NOT operate any electrical devices – including wall switches, phones or flashlights. Leave the premises and call Bay City Gas Company at 979.245.2311 or 911. These calls receive priority 24/7, as we work to protect life, public safety, the environment, and property.**
- ANY DIGGING activity – landscaping, fencing, mailboxes, flag poles, and plumbing repairs – could possibly damage the lines. Underground Damage Prevention Rules, Chapter 18 under Title 16 of the Texas Administrative Code, specify appropriate steps to be taken BEFORE digging, including calling the One Call Center (811) at least 48 hours PRIOR to digging.
- CALL BEFORE YOU DIG! 811. WAIT for the lines to be marked, respect those marks, and then dig with care. Federal Law requires that all damages to underground pipelines must be reported IMMEDIATELY to the pipeline operator (Bay City Gas Co) and to the Texas Railroad Commission (online at www.rrc.state.tx.us).
- If you witness damage to pipelines, observe a threat to a pipeline, or see suspicious activity near a pipeline or gas facility, call 911 or Bay City Gas at 979.245.2311.
- Bay City Gas Company places pipeline markers at locations as required by law. These markers DO NOT mark all of our lines, they indicate the APPROXIMATE location only, and have our name and phone number on them. In addition to pipelines, we have above ground facilities such as substations and gas meters and regulators. Public access to maps is also available at www.npms.phmsa.dot.gov. These maps contain approximate positions of pipelines, what products they carry, and owner/operator details.
- **Bay City Gas Company** is audited annually by The Railroad Commission of Texas, which maintains records of safety compliance at <https://www.rrc.state.tx.us/oil-gas/compliance-enforcement/>

MATAGORDA COUNTY TAX OFFICE

360

MAKE CHECK PAYABLE TO: BAY CITY GAS P O BOX 1603 BAY CITY, TX 77404-1603	SERVICE ADDRESS FEB 20 2024 1801 7TH ST / CTOB		ACCOUNT NUMBER Inv 36061-2533460003 / 1-31
	SERVICE PERIOD FROM 12/19/22 TO 01/31/24 ✓	BILLING DATE 02/06/24	
READ DATE(G) 01/31/24 METER NUM. 504053 PRES. READ 15332 PREV. READ 15108 TOTAL CCF 224	DESCRIPTION BASIC SERVICE 19.00 GAS DELIVERY 180.32 COST OF GAS 72.57 TAX 22.44 THIS MONTH 294.33		AMOUNT APPROVED COUNTY AUDITOR DB KP
RECEIVED FEB 16 2024 BY: <i>DB</i> First bill		BBC 2-15-24 010-54410-509	TOTAL NOW DUE 271.89 294.33 PENALTY AMOUNT 0.00 PAY THIS AMOUNT AFTER 02/20/2024 294.33

3716 MATAGORDA COUNTY TAX OFFICE MESSAGES

2-20-24 @ 10:46 talked w/ Natalie about taxes - she will take off balance \$271.89 + email her tax exempt Certificate.
 Accounts with unpaid balances after the 20th may be assessed a \$45.00 fee and scheduled for disconnection. If disconnected, customers must come to the gas company office at 1100 6th to have service restored. Online payments will not restore service.

***** DUE DATE 2-20-24 *****

EMERGENCIES & AFTER HOURS CALL: 979-245-2311

Furnaces must have adequate airflow to operate safely.

Make sure all vents are free of obstacles.

More safety information at www.baycitygas.com or at 245-2327

TELEPHONE PAYMENT only at 1-877-273-3169.

ATTENTION: It may take up to 3 business days to process online payments.

We encourage you to share this safety information with those in your households and businesses.

- Safety information may be found here on your bill, also on the front of your bill, at www.baycitygas.com, or by contacting our office at 979.245.2327
- BAY CITY GAS COMPANY transports natural gas to homes and businesses in Bay City through a modern and highly reliable system of underground pipelines, which is routinely checked for leaks.
- Natural gas is colorless, odorless, non-toxic and lighter than air. Natural gas can be highly combustible or explosive in certain concentrations, so it is odorized with a smell similar to rotten eggs in order to make it detectible.
- Leaks can be dangerous so detecting and reporting a leak is very important. A gas odor will be the best indicator, and other signs may include dead vegetation, blowing dirt, bubbles in wet ground, or a hissing sound.
- **If you detect the smell of gas within your home or business, do NOT operate any electrical devices – including wall switches, phones or flashlights. Leave the premises and call Bay City Gas Company at 979.245.2311 or 911. These calls receive priority 24/7, as we work to protect life, public safety, the environment, and property.**
- ANY DIGGING activity – landscaping, fencing, mailboxes, flag poles, and plumbing repairs – could possibly damage the lines. Underground Damage Prevention Rules, Chapter 18 under Title 16 of the Texas Administrative Code, specify appropriate steps to be taken BEFORE digging, including calling the One Call Center (811) at least 48 hours PRIOR to digging.
- CALL BEFORE YOU DIG! 811. WAIT for the lines to be marked, respect those marks, and then dig with care. Federal Law requires that all damages to underground pipelines must be reported IMMEDIATELY to the pipeline operator (Bay City Gas Co) and to the Texas Railroad Commission (online at www.rrc.state.tx.us).
- If you witness damage to pipelines, observe a threat to a pipeline, or see suspicious activity near a pipeline or gas facility, call 911 or Bay City Gas at 979.245.2311.
- Bay City Gas Company places pipeline markers at locations as required by law. These markers DO NOT mark all of our lines, they indicate the APPROXIMATE location only, and have our name and phone number on them. In addition to pipelines, we have above ground facilities such as substations and gas meters and regulators. Public access to maps is also available at www.npms.phmsa.dot.gov. These maps contain approximate positions of pipelines, what products they carry, and owner/operator details.
- **Bay City Gas Company** is audited annually by The Railroad Commission of Texas, which maintains records of safety compliance at <https://www.rrc.state.tx.us/oil-gas/compliance-enforcement/>



City of Bay City
1901 5th St
Bay City TX 77414

5148
FEB 21 2024

ACCOUNT STATEMENT

ACCOUNT NUMBER	DUE DATE	AMOUNT DUE
04-214000-00/125	02/15/2024	\$1,382.35



***AUTO**SCH 5-DIGIT 77404 19 PSE 143380AA02-A-1
5337 1 AV D.504



MATAGORDA COUNTY
MATAGORDA COUNTY
COUNTY JUDGE ROOM 301
1700 7TH ST
BAY CITY TX 77414-5080

1/cthse

ACCOUNT INFORMATION

Service Address: 1700 7th St
Service Period: ✓ 12/25/2023 to 01/25/2024
Billing Date: 01/31/2024
Due Date: 02/15/2024
Penalty Date: 02/20/2024

CURRENT METERED USAGE

Service	Current	Previous	Usage
Water	18,023	17,661 ✓	36,200

ACCOUNT SUMMARY

SERVICE	CHARGE
Water	\$627.04
Sewer	\$755.31

APPROVED
COUNTY AUDITOR
SB

TOTAL CURRENT CHARGES \$1,382.35

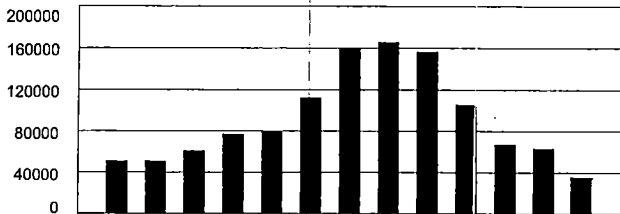
Balance Forward \$0.00

TOTAL AMOUNT DUE \$1,382.35

TOTAL DUE IF PAID AFTER 5PM ON 02/20/2024 \$1,382.35

Customer Service: 979-245-2322
Hours of Operation: Monday - Friday 8:00 a.m. - 5:00 p.m.
Emergency After-Hours Repairs: 979-245-7146

HISTORICAL WATER USAGE



■ Previous Month ■ Current Month

IMPORTANT MESSAGE

Pay by Phone - 833-309-4327
Pay Online - www.cityofbaycity.org
Download the Bay City Water app to keep an eye on your water usage!

RECEIVED
FEB 21 2024

BY: *SB*

Shelly Stark
010-54410-510

To avoid late charges, payment must be received in the Utility Billing Office by 5 p.m. on 02/20/2024. If balance is not paid by 5 p.m. on 02/25/24, a \$50.00 service fee will be applied to the account and an additional \$50.00 deposit may be required.



ALL PAST DUE BALANCES ARE SUBJECT TO DISCONNECTION IMMEDIATELY

NOTICE

Current charges must be paid by 02/25/24 to avoid disconnection.



City of Bay City
1901 5th St
Bay City TX 77414

548
FEB 21 2024

ACCOUNT STATEMENT

ACCOUNT NUMBER	DUE DATE	AMOUNT DUE
04-214100-00/1-2	02/15/2024	\$124.37



AUT0SCH 5-DIGIT 77404 19 PSS 143380AA02-A-1
5137 1 AV 0.504



MATAGORDA COUNTY
MATAGORDA COUNTY
COUNTY JUDGE ROOM 301
1700 7TH ST
BAY CITY TX 77414-5080

1 Crittise

ACCOUNT INFORMATION

Service Address: 1700 7th St Irrig
Service Period: ✓ 12/25/2023 to 01/25/2024
Billing Date: 01/31/2024
Due Date: 02/15/2024
Penalty Date: 02/20/2024

CURRENT METERED USAGE

Service	Current	Previous	Usage
Water	9,906	9,906 ✓	0


ACCOUNT SUMMARY

SERVICE	CHARGE
Water	\$124.37
TOTAL CURRENT CHARGES	\$124.37
Balance Forward	\$0.00
TOTAL AMOUNT DUE	\$124.37
TOTAL DUE IF PAID AFTER 5PM ON 02/20/2024	\$124.37

APPROVED COUNTY AUDITOR
SB KJ

Customer Service: 979-245-2322
Hours of Operation: Monday - Friday 8:00 a.m. - 5:00 p.m.
Emergency After-Hours Repairs: 979-245-7146

HISTORICAL WATER USAGE



■ Previous Month ■ Current Month

IMPORTANT MESSAGE

Pay by Phone - 833-309-4327
Pay Online - www.cityofbaycity.org
Download EyeonWater app to keep an eye on your water usage!

RECEIVED
FEB 21 2024

BY: *SB*

Shelly Stort

010-54410-510

To avoid late charges, payment must be received in the Utility Billing Office by 5 p.m. on 02/20/2024. If balance is not paid by 5 p.m. on 02/25/24, a \$50.00 service fee will be applied to the account and an additional \$50.00 deposit may be required.



ALL PAST DUE BALANCES ARE SUBJECT TO DISCONNECTION IMMEDIATELY

NOTICE

Current charges must be paid by 02/25/24 to avoid disconnection.

TXU
FEB 21 2024

VENDOR # 2149 ACCT# 100064844327
INV# 052003600685 INVOICE DATED 2/9/24 DESC DEC 23-JAN 24

ADDRESS	ESI ID	METER #	SERV.	DATES	TOTAL	DEPT #
18 BAYVIEW MATAGORDA (JP#2)	10032789403973976	119711668	12/19/23	01/21/24	\$ 9.96	010-54410-462
405 COMMERCE PALACIOS (JAIL) JP 3	10032789440808411	119430885	12/21/23	01/23/24	\$ 259.88	010-54410-463
190 AVE F MARKHAM (JP#4)	10032789461015050	163788084	12/20/23	01/22/24	\$ 110.25	010-54410-464
2200 7TH ST (CMOB)	10032789456726070	558785152	12/05/23	01/07/24	\$ 2,082.19	010-54410-508
ODLTS 2200 7TH ST (CMOB)	10032789456726071	7007055012SD	12/05/23	01/07/24	\$ 32.21	010-54410-508
ODLTS 2200 7TH ST (CMOB)	10032789456726072	7007055046SD	12/05/23	01/07/24	\$ 21.78	010-54410-508
2021 AVE G BLDG 1 WELLS FARGO (CTOB)	10032789499291957	558782912	01/03/24	01/31/24	\$ 989.49	010-54410-509
1700 7TH ST (COURTHOUSE)	10032789496308881	558026869	01/03/24	01/31/24	\$ 4,519.77	010-54410-510
2323 AVE E (JAIL)	10032789405892400	558782187	01/03/24	01/31/24	\$ 3,333.18	010-54410-512
ODLTS 2323 AVE E (JAIL)	10032789405892401	7006958123SD	01/03/24	01/31/24	\$ 16.54	010-54410-512
2308 AVE F (S.O.)	10032789485567631	558782938	01/03/24	01/31/24	\$ 816.05	010-54410-560
MATAGORDA (TRANSFER ST)	10032789494278861	119431822	12/15/23	01/17/24	\$ 7.27	010-54410-595
EL MATON UNIT P43 (TRANSFER ST)	10032789482241440	169715859	12/12/23	01/14/24	\$ 66.97	010-54410-595
2604 NICHOLS AVE/CO BARN (PCT#1)	10032789459112270	122240792	12/07/23	01/09/24	\$ 110.52	010-54410-612
ODLTS NICHOLS AVE (PCT#1)	10032789485513550	7007116623SD	12/11/23	01/11/24	\$ 93.01	010-54410-612
ODLTS NICHOLS AVE (PCT#1)	10032789485513551	7007116651SD	12/29/23	01/29/24	\$ 21.47	010-54410-612
ODLTS NICHOLS AVE (PCT#1)	10032789485513552	7007116680SD	12/29/23	01/29/24	\$ 43.70	010-54410-612
HWY 60 OUTDOOR LTS(PCT#1)	10032789423558520	7006982603SD	12/26/23	01/24/24	\$ 19.43	010-54410-612
ODLTS 3520 NICHOLS AVE (PCT#1)	10032789479928771	7005770635SD	12/07/23	01/09/24	\$ 10.62	010-54410-612
17817 WOOD PLEDGER COMM CTR(PCT#1)	1008901015815710800100	190851001	12/18/23	01/21/24	\$ 179.93	010-54410-612
487 MAGNOLIA MATAGORDA CO BARN (PCT#2)	10032789414370120	122332798	12/19/23	01/21/24	\$ 73.48	010-54410-613
MAGNOLIA ODLTS MATAGORDA (PCT#2) Baseball	10032789419199850	7006973193SD	12/19/23	01/21/24	\$ 10.46	010-54410-613
414 FISHER MATAGORDA (PCT#2) Cstand	10032789427542180	200527912	12/19/23	01/21/24	\$ 173.38	010-54410-613
115 LAUREL MATAGORDA (PCT#2) OP OFFICE	10032789495257641	120726105	12/19/23	01/21/24	\$ 89.20	010-54410-613
1772 LAUREL OLD SCHOOL MATAGORDA/PCT#2	10032789417127397	148896249	12/19/23	01/21/24	\$ 68.46	010-54410-613
MATAGORDA FIREMAN'S HALL (PCT#2)	10032789446568110	122330875	12/19/23	01/21/24	\$ 540.58	010-54410-613
SELKIRK FIRE DEPT (PCT#2)	10032789427413670	122279171	12/18/23	01/18/24	\$ 52.74	010-54410-613
25000 SH 35 (PCT#3)	10032789453394875	120730531	12/12/23	01/14/24	\$ 47.89	010-54410-614
25000 SH 35 UNIT P7 (PCT#3)	10032789474945241	122240914	12/12/23	01/14/24	\$ 29.83	010-54410-614
ODLTS 25000 SH 35 (PCT#3)	10032789474945242	7005712552SD	12/12/23	01/14/24	\$ 85.67	010-54410-614
BLESSING BALLPRK W UNIT (PCT#4)	10032789402787491	558783656	01/03/24	01/31/24	\$ 82.98	010-54410-615
ODLTS BLESSING PRK (PCT#4)	10032789402787492	7006972189SD	01/03/24	01/31/24	\$ 148.74	010-54410-615
MIDFIELD COMM CTR (PCT#4)	10032789459047060	157104699	12/05/23	01/07/24	\$ 121.57	010-54410-615
ODLTS MIDFIELD COMM CTR (PCT#4)	10032789459047061	7007074246SD	12/05/23	01/07/24	\$ 10.44	010-54410-615
ODLTS MIDFIELD FIRE ST (PCT#4)	10032789461418841	7007068113SD	12/05/23	01/07/24	\$ 15.11	010-54410-615
190 AVE F MARKHAM ANNEX (PCT#4)	10032789426253880	157911497	12/20/23	01/22/24	\$ 29.21	010-54410-615

TXU

ADDRESS	ESI ID	METER #	SERV.	DATES		DEPT #
BLESSING COMM CTR (PCT#4)	10032789461693260	161176296	01/03/24	01/31/24	\$ 303.81	010-54410-615
ST LTS BLESSING CC PAVILION (PCT#4)	10032789436470608	7005470886SD	12/29/23	01/29/24	\$ 19.43	010-54410-615
ODLTS BLESSING COMM CTR (PCT#4)	10032789461693261	7007074015SD	01/03/24	01/31/24	\$ 8.72	010-54410-615
MARKHAM COMM CTR (PCT#4)	10032789476839780	200043930	12/20/23	01/22/24	\$ 359.22	010-54410-615
ODLTS MARKHAM CC (PCT#4)	10032789476839781	7007105031OT	12/20/23	01/22/24	\$ 21.48	010-54410-615
HEFFINGER PRK LTS BLESSING (PCT#4)	10032789478079271	144074530	01/03/24	01/31/24	\$ 39.70	010-54410-615
ODLTS WATER WELL MIDFIELD (PCT#4)	10032789492176731	7007147859SD	12/05/23	01/07/24	\$ 15.84	010-54410-615
ODLTS BLESSING CC 932 (PCT#4)	10032789496744772	7007144530MV	01/02/24	01/30/24	\$ 14.51	010-54410-615
ODLTS BLESSING CC 935 (PCT#4)	10032789496744773	7005911722MV	01/02/24	01/30/24	\$ 50.65	010-54410-615
E END OF PRK BLESSING (PCT#4)	10032789497890130	119426810	01/03/24	01/31/24	\$ 8.56	010-54410-615
ST LTS BLESSING PRK (PCT#4)	10032789441468646	7005524968SD	12/29/23	01/29/24	\$ 44.95	010-54410-615
190 AVE F UNIT FIRESTATION MARKHAM (PCT#4)	10032789487564611	200305070	12/20/23	01/22/24	\$ 83.94	010-54410-615
RAWLS UNIT FIRESTATION MIDFIELD (PCT#4)	10032789433412700	136592656	12/05/23	01/07/24	\$ 297.06	010-54410-615
FM 521 PRK WADSWORTH (RIVER PRK)	10032789412055530	7006966354SD//FINAL	09/19/23	10/11/23	CUT-OFF	010-54410-660
ODLTS FM 521 PRK WADSWORTH (RIVER PRK)	10032789420235651	7006991419SD//FINAL	08/16/23	09/14/23	CUT-OFF	010-54410-660
ODLTS FM 521 PRK WADSWORTH (RIVER PRK)	10032789420235652	7005369954SD//FINAL	09/15/23	10/02/23	CUT-OFF	010-54410-660
FM 521 PALACIOS (RIVER PARK)	10032789465240600	7005661310SD	09/13/23	10/21/23	CUT-OFF	010-54410-660
HOLDING PEN (FAIRGROUNDS)	10032789407891290	200574765	12/07/23	01/09/24	\$ 198.58	010-54410-661
CTR OF CARNIVAL (FAIRGROUNDS)	10032789419036321	125243718	12/07/23	01/09/24	\$ 5.80	010-54410-661
INDOOR ARENA (FAIRGROUNDS)	10032789419218250	592403229	12/07/23	01/09/24	\$ 1,086.37	010-54410-661
SHOW BARN/RV PARK (FAIRGROUNDS)	10032789443561762	590613354	12/07/23	01/09/24	\$ 48.17	010-54410-661
ODLTS HAMMAN RD (FAIRGROUNDS)	10032789443561763	7005516394SD	12/08/23	01/10/24	\$ 43.56	010-54410-661
OUTDOOR ARENA (FAIRGROUNDS)	10032789444026850	151900075	12/07/23	01/09/23	\$ 201.11	010-54410-661
HOME EC/MP BLDG (FAIRGROUNDS)	100327894744665420	558026845/592402234	12/07/23	01/09/24	\$ 627.31	010-54410-661
ODLTS NICHOLS RD (FAIRGROUNDS)	10032789480469090	7007112012SD	12/11/23	01/11/24	\$ 38.05	010-54410-661
FANS BACK OF ARENA (FAIRGROUNDS)	10032789499566851	119431781	12/07/23	01/09/24	\$ 19.95	010-54410-661
4511 FM 2668 UNIT 3 (FAIRGROUNDS)	10032789406762840	171155561	12/07/23	01/09/24	\$ 158.17	010-54410-661
FM 2668 UNIT 7 (FAIRGROUNDS)	10032789420166760	142588863	12/07/23	01/09/24	\$ 7.25	010-54410-661
ODLTS RIVERBEND MATAGORDA (MARINE)	10032789432664941	7006992918SD	12/19/23	01/21/24	\$ 21.47	010-54410-662
TOTAL:					\$17,891.32	✓

BILL OUT TO MATAGORDA HISTORICAL SOCIETY
 Cancellation of Lease with LCRA River Park FM 521
 disconnect these ESI numbers on 9-11-23 agenda

APPROVED
 COUNTY AUDITOR
DB KP

RECEIVED
 FEB 21 2024

BY: *DB*

Customer Name: MATAGORDA COUNTY
Account Number: 100064844327
Invoice Number: 052003600685
Invoice Date: 02/09/2024

Important Information

Your satisfaction is our top priority. Do you have feedback? Email us at txuexec@txu.com or write us at TXU Energy Executive Feedback, PO Box 650764, Dallas, TX 75265-0764. The amount billed may include price changes allowed by law or regulatory actions. See an unauthorized charge on your bill? Call us toll-free at 1-866-898-3465 (8:30AM - 5:30PM M-F), and we'll work to resolve any issues. If you're not satisfied with the resolution, you may file a complaint with the Public Utility Commission of Texas PO Box 13326, Austin, TX 78711-3326; (512) 936-7120 or toll-free in Texas (888) 782-8477. Hearing and speech-impaired individuals with text telephones (TTY) may contact the Public Utility Commission of Texas at (800) 735-2988.

Account Summary Detail

Previous Balance	\$	20,949.74
Credits/Payments	\$	0.00
Balance Forward	\$	20,949.74
Debits/Charges	\$	0.00



DST 00072061





Customer Name: MATAGORDA COUNTY
Account Number: 100064844327
Invoice Number: 052003600685
Invoice Date: 02/09/2024

Account Summary

ESI ID Facility ID	Service Address	Start Service End Service	kWh Actual kW/KVA	Commercial TDU Charges	Commercial Taxes TDU Taxes	Total Charges	Flag
10032789496308881	1700 7TH ST BAY CITY, TX 77414-5080	01/03/2024 01/31/2024	63,936 152	\$2,586.13 \$1,933.64	\$0.00 \$0.00	\$4,519.77	
10032789456726070	2200 7TH ST BAY CITY, TX 77414-5254	12/05/2023 01/07/2024	25,080 88	\$997.07 \$1,085.12	\$0.00 \$0.00	\$2,082.19	
10032789456726072	2200 7TH ST UNIT FL BAY CITY, TX 77414-5254	12/05/2023 01/07/2024	155 -	\$6.14 \$15.64	\$0.00 \$0.00	\$21.78	
10032789456726071	2200 7TH ST UNIT FL BAY CITY, TX 77414-5254	12/05/2023 01/07/2024	208 -	\$8.25 \$23.96	\$0.00 \$0.00	\$32.21	
10032789485513551	NICHOLS AVE UNIT 400FLD2 BAY CITY, TX 77414	12/29/2023 01/29/2024	155 -	\$6.08 \$15.39	\$0.00 \$0.00	\$21.47	
10032789405892401	2323 AVENUE E BAY CITY, TX 77414-6001	01/03/2024 01/31/2024	104 -	\$4.16 \$12.38	\$0.00 \$0.00	\$16.54	
10032789405892400	2323 AVENUE E BAY CITY, TX 77414-6001	01/03/2024 01/31/2024	49,536 104	\$2,003.68 \$1,329.50	\$0.00 \$0.00	\$3,333.18	
10032789485567631	2308 AVENUE F BAY CITY, TX 77414-6045	01/03/2024 01/31/2024	10,240 31	\$415.88 \$400.17	\$0.00 \$0.00	\$816.05	
10032789499291957	2021 AVENUE G BLDG 1 BAY CITY, TX 77414-5003	01/03/2024 01/31/2024	11,680 38	\$472.45 \$517.04	\$0.00 \$0.00	\$989.49	
10032789419218250	4511 FM 2668 UNIT 1 BAY CITY, TX 77414-3991	12/07/2023 01/09/2024	10,240 51	\$399.01 \$687.36	\$0.00 \$0.00	\$1,086.37	
10032789474465420	4511 FM 2668 UNIT 2 BAY CITY, TX 77414-3991	12/07/2023 01/09/2024	2,760 44	\$107.55 \$519.76	\$0.00 \$0.00	\$627.31	
10032789406762840	4511 FM 2668 UNIT 3 BAY CITY, TX 77414-3991	12/07/2023 01/09/2024	126 11	\$4.91 \$153.26	\$0.00 \$0.00	\$158.17	
10032789499566851	4511 FM 2668 UNIT 4 BAY CITY, TX 77414-3991	12/07/2023 01/09/2024	10 -	\$0.39 \$19.56	\$0.00 \$0.00	\$19.95	
10032789444026850	4511 FM 2668 UNIT 5 BAY CITY, TX 77414-3991	12/07/2023 01/09/2024	283 15	\$11.03 \$190.08	\$0.00 \$0.00	\$201.11	
10032789407891290	4511 FM 2668 UNIT 6 BAY CITY, TX 77414-3991	12/07/2023 01/09/2024	904 12	\$35.22 \$163.36	\$0.00 \$0.00	\$198.58	
10032789420166760	4511 FM 2668 UNIT 7 BAY CITY, TX 77414-3991	12/07/2023 01/09/2024	15 -	\$0.58 \$6.67	\$0.00 \$0.00	\$7.25	
10032789419036321	4511 FM 2668 UNIT 8 BAY CITY, TX 77414-3991	12/07/2023 01/09/2024	- -	\$0.00 \$5.80	\$0.00 \$0.00	\$5.80	
10032789443561762	4511 FM 2668 UNIT 9 BAY CITY, TX 77414-3991	12/07/2023 01/09/2024	80 2	\$3.12 \$45.05	\$0.00 \$0.00	\$48.17	
10032789443561763	HAMMAN RD ODLT 400HPS AL BAY CITY, TX 77414	12/08/2023 01/10/2024	310 -	\$12.28 \$31.28	\$0.00 \$0.00	\$43.56	
10032789423558520	STATE HIGHWAY 60 STLG 250HPSA BAY CITY, TX 77414	12/26/2023 01/24/2024	104 -	\$4.08 \$15.35	\$0.00 \$0.00	\$19.43	
10032789459112270	2604 NICHOLS AVE BAY CITY, TX 77414-6958	12/07/2023 01/09/2024	1,057 6	\$42.02 \$68.50	\$0.00 \$0.00	\$110.52	
10032789479928771	3588 1/2 NICHOLS AVE BAY CITY, TX 77414-7383	12/07/2023 01/09/2024	57 -	\$2.24 \$8.38	\$0.00 \$0.00	\$10.62	
10032789485513550	NICHOLS AVE UNIT 250HPSA BAY CITY, TX 77414	12/11/2023 01/11/2024	520 -	\$20.62 \$72.39	\$0.00 \$0.00	\$93.01	
10032789485513552	NICHOLS AVE UNIT 400FLD1 BAY CITY, TX 77414	12/29/2023 01/29/2024	310 -	\$12.42 \$31.28	\$0.00 \$0.00	\$43.70	
10032789480469090	NICHOLS RD UNIT 250HPSA BAY CITY, TX 77414	12/11/2023 01/11/2024	208 -	\$8.23 \$29.82	\$0.00 \$0.00	\$38.05	
10032789461693261	FM 616 W BLESSING, TX 77419	01/03/2024 01/31/2024	39 -	\$1.52 \$7.20	\$0.00 \$0.00	\$8.72	

000093 2/23

Customer Name: MATAGORDA COUNTY
 Account Number: 100064844327
 Invoice Number: 052003600685
 Invoice Date: 02/09/2024

ESI ID Facility ID	Service Address	Start Service End Service	kWh Actual kW/KVA	Commercial TDU Charges	Commercial Taxes TDU Taxes	Total Charges	Flag
10032789402787492	FM 616 W STLG 250HPS BLESSING, TX 77419	01/03/2024 01/31/2024	832 -	\$32.69 \$116.05	\$0.00 \$0.00	\$148.74	
10032789478079271	AVENUE C UNIT PRKLITE BLESSING, TX 77419	01/03/2024 01/31/2024	333 1	\$13.26 \$26.44	\$0.00 \$0.00	\$39.70	
10032789436470608	139 FM 616 W STLG 250HPS BLESSING, TX 77419	12/29/2023 01/29/2024	104 -	\$4.08 \$15.35	\$0.00 \$0.00	\$19.43	
10032789461693260	FM 616 W UNIT COUNTY BLESSING, TX 77419	01/03/2024 01/31/2024	2,782 13	\$111.88 \$191.93	\$0.00 \$0.00	\$303.81	
10032789402787491	560 FM 616 W UNIT PARK BLESSING, TX 77419	01/03/2024 01/31/2024	192 -	\$7.72 \$75.26	\$0.00 \$0.00	\$82.98	
10032789497890130	201 FM 616 W UNIT SEWLIFT BLESSING, TX 77419	01/03/2024 01/31/2024	27 -	\$1.09 \$7.47	\$0.00 \$0.00	\$8.56	
10032789496744773	935 STREETLIGHT STLG 400MV BLESSING, TX 77419	01/02/2024 01/30/2024	290 -	\$11.40 \$39.25	\$0.00 \$0.00	\$50.65	
10032789496744772	932 STREETLIGHT UNIT 175MV BLESSING, TX 77419	01/02/2024 01/30/2024	70 -	\$2.74 \$11.77	\$0.00 \$0.00	\$14.51	
10032789482241440	FM 459 UNIT P43 EL MATON, TX 77440	12/12/2023 01/14/2024	629 -	\$24.48 \$42.49	\$0.00 \$0.00	\$66.97	
10032789476839781	190 AVENUE F ODLT 400HPS MARKHAM, TX 77456	12/20/2023 01/22/2024	155 -	\$6.09 \$15.39	\$0.00 \$0.00	\$21.48	
10032789426253880	190 AVENUE F UNIT ANNEX MARKHAM, TX 77456	12/20/2023 01/22/2024	238 5	\$9.54 \$19.67	\$0.00 \$0.00	\$29.21	
10032789476839780	190 AVENUE F UNIT COMM CNT MARKHAM, TX 77456	12/20/2023 01/22/2024	2,370 21	\$94.95 \$264.27	\$0.00 \$0.00	\$359.22	
10032789487564611	190 AVENUE F UNIT FIRESTA MARKHAM, TX 77456	12/20/2023 01/22/2024	796 -	\$31.74 \$52.20	\$0.00 \$0.00	\$83.94	
10032789461015050	190 AVENUE F UNIT JP OFF MARKHAM, TX 77456	12/20/2023 01/22/2024	1,064 -	\$42.43 \$67.82	\$0.00 \$0.00	\$110.25	
10032789427413670	1203 COUNTY ROAD 243 UNIT FIRESTA MATAGORDA, TX 77457	12/18/2023 01/18/2024	477 11	\$19.14 \$33.60	\$0.00 \$0.00	\$52.74	
10032789403973976	18 COUNTY ROAD 252 MATAGORDA, TX 77457	12/19/2023 01/21/2024	42 2	\$1.69 \$8.27	\$0.00 \$0.00	\$9.96	
10032789427542180	414 FISHER MATAGORDA, TX 77457	12/19/2023 01/21/2024	118 -	\$4.70 \$12.68	\$0.00 \$0.00	\$17.38	
10032789494278861	OLD GULF RD UNIT STATION COLLCT STA MATAGORDA, TX 77457	12/15/2023 01/17/2024	15 1	\$0.60 \$6.67	\$0.00 \$0.00	\$7.27	
10032789495257641	115 LAUREL MATAGORDA, TX 77457	12/19/2023 01/21/2024	848 4	\$33.97 \$55.23	\$0.00 \$0.00	\$89.20	
10032789417127397	772 LAUREL SEASONAL METER MATAGORDA, TX 77457	12/19/2023 01/21/2024	634 7	\$25.39 \$42.77	\$0.00 \$0.00	\$68.16	
10032789419199850	MAGNOLIA ST ODLT 150HPS MATAGORDA, TX 77457	12/19/2023 01/21/2024	57 -	\$2.22 \$8.24	\$0.00 \$0.00	\$10.46	
10032789414370120	487 MAGNOLIA ST UNIT COUNTY MATAGORDA, TX 77457	12/19/2023 01/21/2024	688 7	\$27.57 \$45.91	\$0.00 \$0.00	\$73.48	
10032789446568110	637 MARKET ST UNIT FIRESTA MATAGORDA, TX 77457	12/19/2023 01/21/2024	1,687 41	\$67.59 \$472.99	\$0.00 \$0.00	\$540.58	
10032789432664941	2 RIVER BEND ODLT 400HPS MATAGORDA, TX 77457	12/19/2023 01/21/2024	155 -	\$6.08 \$15.39	\$0.00 \$0.00	\$21.47	
10032789492176731	HIGHWAY 111 ODL MIDFIELD, TX 77458	12/05/2023 01/07/2024	104 -	\$4.04 \$11.80	\$0.00 \$0.00	\$15.84	

DST 00072061



Customer Name: MATAGORDA COUNTY
 Account Number: 100064844327
 Invoice Number: 052003600685
 Invoice Date: 02/09/2024

ESI ID Facility ID	Service Address	Start Service End Service	kWh Actual kW/kVA	Commercial TDU Charges	Commercial Taxes TDU Taxes	Total Charges	Flag
10032789459047060	110 JUNETTA AVE MIDFIELD, TX 77458	12/05/2023 01/07/2024	206 9	\$8.03 \$113.54	\$0.00 \$0.00	\$121.57	
10032789459047061	110 JUNETTA ODLT 150HPS AL MIDFIELD, TX 77458	12/05/2023 01/07/2024	57 -	\$2.20 \$8.24	\$0.00 \$0.00	\$10.44	
10032789461418841	RAWLS ODL MIDFIELD, TX 77458	12/05/2023 01/07/2024	104 -	\$4.04 \$11.07	\$0.00 \$0.00	\$15.11	
10032789433412700	RAWLS UNIT FIRESTA MIDFIELD, TX 77458	12/05/2023 01/07/2024	2,508 15	\$97.76 \$199.30	\$0.00 \$0.00	\$297.06	
10032789441468646	955 STREETLIGHT STLG 1000HPS MIDFIELD, TX 77458	12/29/2023 01/29/2024	367 -	\$14.40 \$30.55	\$0.00 \$0.00	\$44.95	
10032789440808411	405 COMMERCE ST PALACIOS, TX 77465-5468	12/21/2023 01/23/2024	2,767 10	\$111.02 \$148.86	\$0.00 \$0.00	\$259.88	
10032789474945242	25000 STATE HIGHWAY 35 S PALACIOS, TX 77465-1920	12/12/2023 01/14/2024	620 -	\$24.10 \$61.57	\$0.00 \$0.00	\$85.67	
10032789453394875	25000 STATE HIGHWAY 35 S UNIT OFFIC PALACIOS, TX 77465-1920	12/12/2023 01/14/2024	433 5	\$16.87 \$31.02	\$0.00 \$0.00	\$47.89	
10032789474945241	25000 STATE HIGHWAY 35 S UNIT P7 PALACIOS, TX 77465-1920	12/12/2023 01/14/2024	247 4	\$9.62 \$20.21	\$0.00 \$0.00	\$29.83	
1008901015815710800100	17817 WOOD PLEDGER, TX 77468-0000	12/18/2023 01/21/2024	912 14	\$36.51 \$143.42	\$0.00 \$0.00	\$179.93	

\$17,891.32

Flag Key

F - Final Bill

A - Adjusted Period

E - Estimated

Debits

Current Charges

\$17,891.32

Customer Name: MATAGORDA COUNTY
 Account Number: 100064844327
 Invoice Number: 052003600685
 Invoice Date: 02/09/2024

510

ESI ID Detail:

Service Address: 1700 7TH ST BAY CITY, TX 77414-5080
 Product: Fixed Price

ESI ID: 10032789496308881

Meter ID	Days	Read Type	Previous Read Date	Previous Meter Read	Current Read Date	Current Meter Read	Multiplier	Usage (kWh)	Actual kW/kVA	Billed kW/kVA
558026869	29	Actual	01/03/2024	✓ 52,882	01/31/2024	53,215	192.00	63,936	152	152
TOTAL								63,936	152	152

Electric Service Commercial

Service Period: 01/03/2024 to 01/31/2024 ✓

TXU Energy Fixed Price

Base Usage	63,936 kWh @	\$ 0.0377995	\$2,416.75
Other Charges			\$21.76
Market Securitization (Debt) Financing			\$40.15
Other ERCOT Incremental AS Charges			\$51.68
PUC Assessment			\$4.23
Gross Receipts Reimb			\$51.56

Total Commercial Charges \$2,586.13

Electric Service Distribution

Service Period: 01/03/2024 to 01/31/2024

Base Charge			\$2.02
Meter Charge			\$12.67
Distribution System Charge	151.5 kW @	\$ 4.869	\$737.65
Transmission Cost Recov Factor	151.5 kW @	\$ 4.085247	\$618.91
Distribution Cost Recovery	151.5 kW @	\$ 1.616428	\$244.89
Transition Charge (TC3)	169.1 kW @	\$ 0.775882	\$131.20
Storm Recovery Charge	169.1 kW @	\$ 0.314425	\$53.17
Storm Recovery Tax Credit	169.1 kW @	\$ 0.016068	\$2.72 CR
Regulatory Asset Recovery	151.5 kW @	\$ 0.052535	\$7.96
Energy Efficiency	63,936 kWh @	\$ 0.000958	\$61.25
TEEEF	151.5 kW @	\$ 0.1949	\$29.53
PUC Assessment			\$2.82
Gross Receipts Reimb			\$34.29

Total Distribution Charges \$1,933.64

TOTAL CHARGES FOR ESI ID \$4,519.77



Customer Name: MATAGORDA COUNTY
 Account Number: 100064844327
 Invoice Number: 052003600685
 Invoice Date: 02/09/2024

ESI ID Detail:
 Service Address:
 Product:

508

2200 7TH ST BAY CITY, TX 77414-5254
 Fixed Price

ESI ID: 10032789456726070

Meter ID	Days	Read Type	Previous Read Date	Previous Meter Read	Current Read Date	Current Meter Read	Multiplier	Usage (kWh)	Actual kW/kVA	Billed kW/kVA
558785152	34	Actual	12/05/2023	✓ 80,145	01/07/2024	80,772	40.00	25,080	88	88
TOTAL								25,080	88	88

Electric Service Commercial

Service Period: 12/05/2023 to 01/07/2024 ✓

TXU Energy Fixed Price

Base Usage	25,080 kWh @	\$ 0.0377995	\$948.01
Other Charges			\$2.54
Market Securitization (Debt) Financing			\$15.74
Other ERCOT Incremental AS Charges			\$9.27
PUC Assessment			\$1.63
Gross Receipts Reimb			\$19.88

Total Commercial Charges \$997.07

Electric Service Distribution

Service Period: 12/05/2023 to 01/07/2024

Base Charge			\$2.02
Meter Charge			\$12.67
Distribution System Charge	87.8 kW @	\$ 4.869	\$427.50
Transmission Cost Recov Factor	87.8 kW @	\$ 4.085247	\$358.68
Distribution Cost Recovery	87.8 kW @	\$ 1.256093	\$110.28
Transition Charge (TC3)	100.1 kW @	\$ 0.775882	\$77.67
Storm Recovery Charge	100.1 kW @	\$ 0.314425	\$31.47
Storm Recovery Tax Credit	100.1 kW @	\$ 0.016068	\$1.61 CR
Regulatory Asset Recovery	87.8 kW @	\$ 0.052535	\$4.61
Energy Efficiency	25,080 kWh @	\$ 0.000958	\$24.03
TEEEF	87.8 kW @	\$ 0.1949	\$17.11
PUC Assessment			\$1.57
Gross Receipts Reimb			\$19.12

Total Distribution Charges \$1,085.12

TOTAL CHARGES FOR ESI ID \$2,082.19 ✓



000093 4/23

Customer Name: MATAGORDA COUNTY
 Account Number: 100064844327
 Invoice Number: 052003600685
 Invoice Date: 02/09/2024

508

ESI ID Detail:

Service Address: 2200 7TH ST UNIT FL BAY CITY, TX 77414-5254
 Product: Fixed Price

ESI ID: 10032789456726072

Meter ID	Days	Read Type	Previous Read Date	Previous Meter Read	Current Read Date	Current Meter Read	Multiplier	Usage (kWh)	Actual kW/kVA	Billed kW/kVA
7007055046SD	34	Actual	12/05/2023	0	01/07/2024	✓ 155	1.00	155	-	-
TOTAL								155	0	0

Electric Service Commercial

Service Period: 12/05/2023 to 01/07/2024 ✓

TXU Energy Fixed Price

Base Usage	155 kWh @	\$ 0.0377995	\$5.86
Other Charges			\$0.01
Market Securitization (Debt) Financing			\$0.09
Other ERCOT Incremental AS Charges			\$0.05
PUC Assessment			\$0.01
Gross Receipts Reimb			\$0.12

Total Commercial Charges	\$6.14
---------------------------------	---------------

Electric Service Distribution

Service Period: 12/05/2023 to 01/07/2024

Outdoor Lighting - Facilities		\$5.26	
Distribution System Charge	155 kWh @	\$ 0.0210968	\$3.27
Transmission Cost Recov Factor	155 kWh @	\$ 0.0116129	\$1.80
Distribution Cost Recovery	155 kWh @	\$ 0.0116774	\$1.81
Transition Charge (TC3)	155 kWh @	\$ 0.0094839	\$1.47
Storm Recovery Charge	155 kWh @	\$ 0.0098065	\$1.52
Storm Recovery Tax Credit	155 kWh @	\$ 0.0005161	\$0.08 CR
Regulatory Asset Recovery	155 kWh @	\$ 0.0002581	\$0.04
TEEEF	155 kWh @	\$ 0.0018065	\$0.28
PUC Assessment			\$0.02
Gross Receipts Reimb			\$0.25

Total Distribution Charges	\$15.64
-----------------------------------	----------------

TOTAL CHARGES FOR ESI ID	\$21.78 ✓
---------------------------------	------------------



Customer Name: MATAGORDA COUNTY
 Account Number: 100064844327
 Invoice Number: 052003600685
 Invoice Date: 02/09/2024

ESI ID Detail:

508

Service Address:

2200 7TH ST UNIT FL BAY CITY, TX 77414-5254

ESI ID: 10032789456726071

Product:

Fixed Price

Meter ID	Days	Read Type	Previous Read Date	Previous Meter Read	Current Read Date	Current Meter Read	Multiplier	Usage (kWh)	Actual kW/kVA	Billed kW/kVA
7007055012SD	34	Actual	12/05/2023	0	01/07/2024	✓ 208	1.00	208	-	-
TOTAL								208	0	0

Electric Service Commercial

Service Period: 12/05/2023 to 01/07/2024 ✓

TXU Energy Fixed Price

Base Usage	208 kWh @	\$ 0.0377995	\$7.86
Other Charges			\$0.02
Market Securitization (Debt) Financing			\$0.13
Other ERCOT Incremental AS Charges			\$0.07
PUC Assessment			\$0.01
Gross Receipts Reimb			\$0.16

Total Commercial Charges **\$8.25**

Electric Service Distribution

Service Period: 12/05/2023 to 01/07/2024

Outdoor Lighting - Facilities			\$9.96
Distribution System Charge	208 kWh @	\$ 0.0210577	\$4.38
Transmission Cost Recov Factor	208 kWh @	\$ 0.0116346	\$2.42
Distribution Cost Recovery	208 kWh @	\$ 0.0116827	\$2.43
Transition Charge (TC3)	208 kWh @	\$ 0.0095192	\$1.98
Storm Recovery Charge	208 kWh @	\$ 0.0097596	\$2.03
Storm Recovery Tax Credit	208 kWh @	\$ 0.0004808	\$0.10 CR
Regulatory Asset Recovery	208 kWh @	\$ 0.0002885	\$0.06
TEEEF	208 kWh @	\$ 0.0018269	\$0.38
PUC Assessment			\$0.03
Gross Receipts Reimb			\$0.39

Total Distribution Charges **\$23.96**

TOTAL CHARGES FOR ESI ID **\$32.21** ✓

Customer Name: MATAGORDA COUNTY
 Account Number: 100064844327
 Invoice Number: 052003600685
 Invoice Date: 02/09/2024

612

ESI ID Detail:

Service Address:

NICHOLS AVE UNIT 400FLD2 BAY CITY, TX 77414

ESI ID: 10032789485513551

Product:

Fixed Price

Meter ID	Days	Read Type	Previous Read Date	Previous Meter Read	Current Read Date	Current Meter Read	Multiplier	Usage (kWh)	Actual kW/kVA	Billed kW/kVA
7007116651SD	32	Actual	12/29/2023	0	01/29/2024	✓ 155	1.00	155	-	-
TOTAL								155	0	0

Electric Service Commercial

Service Period: 12/29/2023 to 01/29/2024 ✓

TXU Energy Fixed Price

Base Usage	155 kWh @	\$ 0.0377995	\$5.86
Other Charges			\$0.04
Market Securitization (Debt) Financing			\$0.09
Other ERCOT Incremental AS Charges			\$0.08
PUC Assessment			\$0.01

Total Commercial Charges \$6.08

Electric Service Distribution

Service Period: 12/29/2023 to 01/29/2024

Outdoor Lighting - Facilities			\$5.26
Distribution System Charge	155 kWh @	\$ 0.0210968	\$3.27
Transmission Cost Recov Factor	155 kWh @	\$ 0.0116129	\$1.80
Distribution Cost Recovery	155 kWh @	\$ 0.0116774	\$1.81
Transition Charge (TC3)	155 kWh @	\$ 0.0094839	\$1.47
Storm Recovery Charge	155 kWh @	\$ 0.0098065	\$1.52
Storm Recovery Tax Credit	155 kWh @	\$ 0.0005161	\$0.08 CR
Regulatory Asset Recovery	155 kWh @	\$ 0.0002581	\$0.04
TEEEF	155 kWh @	\$ 0.0018065	\$0.28
PUC Assessment			\$0.02

Total Distribution Charges \$15.39

TOTAL CHARGES FOR ESI ID \$21.47 ✓



Customer Name: MATAGORDA COUNTY
 Account Number: 100064844327
 Invoice Number: 052003600685
 Invoice Date: 02/09/2024

ESI ID Detail:

512

Service Address:

2323 AVENUE E BAY CITY, TX 77414-6001

ESI ID: 10032789405892401

Product:

Fixed Price

Meter ID	Days	Read Type	Previous Read Date	Previous Meter Read	Current Read Date	Current Meter Read	Multiplier	Usage (kWh)	Actual kW/kVA	Billed kW/kVA
7006958123SD	29	Actual	01/03/2024	0	01/31/2024	✓ 104	1.00	104	-	-
TOTAL								104	0	0

Electric Service Commercial

Service Period: 01/03/2024 to 01/31/2024 ✓

TXU Energy Fixed Price

Base Usage	104 kWh @	\$ 0.0377995	\$3.93
Other Charges			\$0.03
Market Securitization (Debt) Financing			\$0.06
Other ERCOT Incremental AS Charges			\$0.05
PUC Assessment			\$0.01
Gross Receipts Reimb			\$0.08

Total Commercial Charges \$4.16

Electric Service Distribution

Service Period: 01/03/2024 to 01/31/2024

Outdoor Lighting - Facilities			\$4.98
Distribution System Charge	104 kWh @	\$ 0.0210577	\$2.19
Transmission Cost Recov Factor	104 kWh @	\$ 0.0116346	\$1.21
Distribution Cost Recovery	104 kWh @	\$ 0.0153846	\$1.60
Transition Charge (TC3)	104 kWh @	\$ 0.0095192	\$0.99
Storm Recovery Charge	104 kWh @	\$ 0.0098077	\$1.02
Storm Recovery Tax Credit	104 kWh @	\$ 0.0004808	\$0.05 CR
Regulatory Asset Recovery	104 kWh @	\$ 0.0002885	\$0.03
TEEEF	104 kWh @	\$ 0.0018269	\$0.19
PUC Assessment			\$0.02
Gross Receipts Reimb			\$0.20

Total Distribution Charges \$12.38

TOTAL CHARGES FOR ESI ID \$16.54 ✓

Customer Name: MATAGORDA COUNTY
 Account Number: 100064844327
 Invoice Number: 052003600685
 Invoice Date: 02/09/2024

ESI ID Detail:

512

Service Address: 2323 AVENUE E BAY CITY, TX 77414-6001
 Product: Fixed Price

ESI ID: 10032789405892400

Meter ID	Days	Read Type	Previous Read Date	Previous Meter Read	Current Read Date	Current Meter Read	Multiplier	Usage (kWh)	Actual kW/kVA	Billed kW/kVA
558782187	29	Actual	01/03/2024	✓ 42,750	01/31/2024	43,008	192.00	49,536	104	104
TOTAL								49,536	104	104

Electric Service Commercial

Service Period: 01/03/2024 to 01/31/2024 ✓

TXU Energy Fixed Price

Base Usage	49,536 kWh @	\$ 0.0377995	\$1,872.44
Other Charges			\$16.86
Market Securitization (Debt) Financing			\$31.11
Other ERCOT Incremental AS Charges			\$40.04
PUC Assessment			\$3.28
Gross Receipts Reimb			\$39.95

Total Commercial Charges \$2,003.68

Electric Service Distribution

Service Period: 01/03/2024 to 01/31/2024

Base Charge			\$2.02
Meter Charge			\$12.67
Distribution System Charge	104.4 kW @	\$ 4.869	\$508.32
Transmission Cost Recov Factor	104.4 kW @	\$ 4.085247	\$426.50
Distribution Cost Recovery	104.4 kW @	\$ 1.616428	\$168.76
Transition Charge (TC3)	104.4 kW @	\$ 0.775882	\$81.00
Storm Recovery Charge	104.4 kW @	\$ 0.314425	\$32.83
Storm Recovery Tax Credit	104.4 kW @	\$ 0.016068	\$1.68 CR
Regulatory Asset Recovery	104.4 kW @	\$ 0.052535	\$5.48
Energy Efficiency	49,536 kWh @	\$ 0.000958	\$47.46
TEEEF	104.4 kW @	\$ 0.1949	\$20.35
PUC Assessment			\$1.96
Gross Receipts Reimb			\$23.83

Total Distribution Charges \$1,329.50

TOTAL CHARGES FOR ESI ID \$3,333.18 ✓

US 1 000/2061





Customer Name: MATAGORDA COUNTY
 Account Number: 100064844327
 Invoice Number: 052003600685
 Invoice Date: 02/09/2024

ESI ID Detail:
 Service Address:
 Product:

560

2308 AVENUE F BAY CITY, TX 77414-6045
 Fixed Price

ESI ID: 10032789485567631

Meter ID	Days	Read Type	Previous Read Date	Previous Meter Read	Current Read Date	Current Meter Read	Multiplier	Usage (kWh)	Actual kW/kVA	Billed kW/kVA
558782938	29	Actual	01/03/2024	✓ 21,426	01/31/2024	21,554	80.00	10,240	31	31
TOTAL								10,240	31	31

Electric Service Commercial

Service Period: 01/03/2024 to 01/31/2024 ✓

TXU Energy Fixed Price

Base Usage	10,240 kWh @	\$ 0.0377995	\$387.07
Other Charges			\$4.00
Market Securitization (Debt) Financing			\$6.43
Other ERCOT Incremental AS Charges			\$9.41
PUC Assessment			\$0.68
Gross Receipts Reimb			\$8.29

Total Commercial Charges \$415.88

Electric Service Distribution

Service Period: 01/03/2024 to 01/31/2024

Base Charge			\$2.02
Meter Charge			\$12.67
Distribution System Charge	30.9 kW @	\$ 4.869	\$150.45
Transmission Cost Recov Factor	30.9 kW @	\$ 4.085247	\$126.23
Distribution Cost Recovery	30.9 kW @	\$ 1.616428	\$49.95
Transition Charge (TC3)	31.3 kW @	\$ 0.775882	\$24.29
Storm Recovery Charge	31.3 kW @	\$ 0.314425	\$9.84
Storm Recovery Tax Credit	31.3 kW @	\$ 0.016068	\$0.50 CR
Regulatory Asset Recovery	30.9 kW @	\$ 0.052535	\$1.62
Energy Efficiency	10,240 kWh @	\$ 0.000958	\$9.81
TEEEF	30.9 kW @	\$ 0.1949	\$6.02
PUC Assessment			\$0.59
Gross Receipts Reimb			\$7.18

Total Distribution Charges \$400.17

TOTAL CHARGES FOR ESI ID \$816.05 ✓

Customer Name: MATAGORDA COUNTY
 Account Number: 100064844327
 Invoice Number: 052003600685
 Invoice Date: 02/09/2024

509
CTOB

ESI ID Detail:
 Service Address:
 Product:

2021 AVENUE G BLDG 1 BAY CITY, TX 77414-5003
 Fixed Price

ESI ID: 10032789499291957

Meter ID	Days	Read Type	Previous Read Date	Previous Meter Read	Current Read Date	Current Meter Read	Multiplier	Usage (kWh)	Actual kW/kVA	Billed kW/kVA
558782912	29	Actual	01/03/2024	✓ 119,171	01/31/2024	119,463	40.00	11,680	38	38
TOTAL								11,680	38	38

Electric Service Commercial

Service Period: 01/03/2024 to 01/31/2024 ✓

TXU Energy Fixed Price

Base Usage	11,680 kWh @	\$ 0.0377995	\$441.50
Other Charges			\$3.98
Market Securitization (Debt) Financing			\$7.34
Other ERCOT Incremental AS Charges			\$9.44
PUC Assessment			\$0.77
Gross Receipts Reimb			\$9.42

Total Commercial Charges	\$472.45
---------------------------------	-----------------

Electric Service Distribution

Service Period: 01/03/2024 to 01/31/2024

Base Charge		\$2.02
Meter Charge		\$12.67
Distribution System Charge	37.8 kW @	\$ 4.869, \$184.05
Transmission Cost Recov Factor	37.8 kW @	\$ 4.085247, \$154.42
Distribution Cost Recovery	37.8 kW @	\$ 1.616428, \$61.10
Transition Charge (TC3)	67.8 kW @	\$ 0.775882, \$52.60
Storm Recovery Charge	67.8 kW @	\$ 0.314425, \$21.32
Storm Recovery Tax Credit	67.8 kW @	\$ 0.016068, \$1.09 CR
Regulatory Asset Recovery	37.8 kW @	\$ 0.052535, \$1.99
Energy Efficiency	11,680 kWh @	\$ 0.000958, \$11.19
TEEEF	37.8 kW @	\$ 0.1949, \$7.37
PUC Assessment		\$0.71
Gross Receipts Reimb		\$8.69

Total Distribution Charges	\$517.04
-----------------------------------	-----------------

TOTAL CHARGES FOR ESI ID	\$989.49 ✓
---------------------------------	-------------------



Customer Name: MATAGORDA COUNTY
 Account Number: 100064844327
 Invoice Number: 052003600685
 Invoice Date: 02/09/2024

661

ESI ID Detail:

Service Address:

4511 FM 2668 UNIT 1 BAY CITY, TX 77414-3991

ESI ID: 10032789419218250

Product:

Fixed Price

Meter ID	Days	Read Type	Previous Read Date	Previous Meter Read	Current Read Date	Current Meter Read	Multiplier	Usage (kWh)	Actual kW/kVA	Billed kW/kVA
592403229	34	Actual	12/07/2023	✓ 1,007	01/09/2024	1,071	160.00	10,240	51	51
TOTAL								10,240	51	51

Electric Service Commercial

Service Period: 12/07/2023 to 01/09/2024 ✓

TXU Energy Fixed Price

Base Usage	10,240 kWh @	\$ 0.0377995	\$387.07
Other Charges			\$1.00
Market Securitization (Debt) Financing			\$6.43
Other ERCOT Incremental AS Charges			\$3.84
PUC Assessment			\$0.67

Total Commercial Charges \$399.01

Electric Service Distribution

Service Period: 12/07/2023 to 01/09/2024

Base Charge			\$2.02
Meter Charge			\$12.67
Distribution System Charge	51.4 kW @	\$ 4.869	\$250.27
Transmission Cost Recov Factor	51.4 kW @	\$ 4.085247	\$209.98
Distribution Cost Recovery	51.4 kW @	\$ 1.256093	\$64.56
Transition Charge (TC3)	10,240 kWh @	\$ 0.009501	\$97.29
Storm Recovery Charge	90.9 kW @	\$ 0.314425	\$28.58
Storm Recovery Tax Credit	90.9 kW @	\$ 0.016068	\$1.46 CR
Regulatory Asset Recovery	51.4 kW @	\$ 0.052535	\$2.70
Energy Efficiency	10,240 kWh @	\$ 0.000958	\$9.81
TEEEF	51.4 kW @	\$ 0.1949	\$10.02
PUC Assessment			\$0.92

Total Distribution Charges \$687.36

TOTAL CHARGES FOR ESI ID \$1,086.37 ✓

Customer Name: MATAGORDA COUNTY
 Account Number: 100064844327
 Invoice Number: 052003600685
 Invoice Date: 02/09/2024

6661

ESI ID Detail:

Service Address: 4511 FM 2668 UNIT 2 BAY CITY, TX 77414-3991
 Product: Fixed Price

ESI ID: 10032789474465420

Meter ID	Days	Read Type	Previous Read Date	Previous Meter Read	Current Read Date	Current Meter Read	Multiplier	Usage (kWh)	Actual kW/kVA	Billed kW/kVA
558026845	22	Actual	12/07/2023	✓ 5,082	12/28/2023	5,099	80.00	1,360	-	-
592402234	12	Actual	12/29/2023	0	01/09/2024	14	100.00	1,400	-	-
TOTAL								2,760	44	44

New meter

Electric Service Commercial

Service Period: 12/07/2023 to 01/09/2024 ✓

TXU Energy Fixed Price

Base Usage	2,760 kWh @	\$ 0.0377995	\$104.33
Other Charges			\$0.27
Market Securitization (Debt) Financing			\$1.73
Other ERCOT Incremental AS Charges			\$1.04
PUC Assessment			\$0.18

Total Commercial Charges \$107.55

Electric Service Distribution

Service Period: 12/07/2023 to 01/09/2024

Base Charge			\$2.02
Meter Charge			\$12.67
Distribution System Charge	44.2 kW @	\$ 4.869	\$215.21
Transmission Cost Recov Factor	44.2 kW @	\$ 4.085247	\$180.57
Distribution Cost Recovery	44.2 kW @	\$ 1.256093	\$55.52
Transition Charge (TC3)	2,760 kWh @	\$ 0.009501	\$26.22
Storm Recovery Charge	44.2 kW @	\$ 0.314425	\$13.90
Storm Recovery Tax Credit	44.2 kW @	\$ 0.016068	\$0.71 CR
Regulatory Asset Recovery	44.2 kW @	\$ 0.052535	\$2.32
Energy Efficiency	2,760 kWh @	\$ 0.000958	\$2.64
TEEEF	44.2 kW @	\$ 0.1949	\$8.61
PUC Assessment			\$0.79

Total Distribution Charges \$519.76

TOTAL CHARGES FOR ESI ID \$627.31 ✓



Customer Name:
Account Number:
Invoice Number:
Invoice Date:

MATAGORDA COUNTY
100064844327
052003600685
02/09/2024

661

ESI ID Detail:

Service Address:

4511 FM 2668 UNIT 3 BAY CITY, TX 77414-3991

ESI ID: 10032789406762840

Product:

Fixed Price

Meter ID	Days	Read Type	Previous Read Date	Previous Meter Read	Current Read Date	Current Meter Read	Multiplier	Usage (kWh)	Actual kW/kVA	Billed kW/kVA
171155561	34	Actual	12/07/2023	✓ 11,428	01/09/2024	11,554	1.00	126	11	11
TOTAL								126	11	11

Electric Service Commercial

Service Period: 12/07/2023 to 01/09/2024 ✓

TXU Energy Fixed Price

Base Usage	126 kWh @	\$ 0.0377995	\$4.76
Other Charges			\$0.01
Market Securitization (Debt) Financing			\$0.08
Other ERCOT Incremental AS Charges			\$0.05
PUC Assessment			\$0.01

Total Commercial Charges \$4.91

Electric Service Distribution

Service Period: 12/07/2023 to 01/09/2024

Base Charge			\$2.02
Meter Charge			\$12.67
Distribution System Charge	11 kW @	\$ 4.869	\$53.56
Transmission Cost Recov Factor	11 kW @	\$ 4.085247	\$44.94
Distribution Cost Recovery	11 kW @	\$ 1.256093	\$13.82
Transition Charge (TC3)	21.6 kW @	\$ 0.775882	\$16.76
Storm Recovery Charge	21.6 kW @	\$ 0.314425	\$6.79
Storm Recovery Tax Credit	21.6 kW @	\$ 0.016068	\$0.35 CR
Regulatory Asset Recovery	11 kW @	\$ 0.052535	\$0.58
Energy Efficiency	126 kWh @	\$ 0.000958	\$0.12
TEEEF	11 kW @	\$ 0.1949	\$2.14
PUC Assessment			\$0.21

Total Distribution Charges \$153.26

TOTAL CHARGES FOR ESI ID \$158.17 ✓

Customer Name: MATAGORDA COUNTY
 Account Number: 100064844327
 Invoice Number: 052003600685
 Invoice Date: 02/09/2024

6661

ESI ID Detail:

Service Address:

4511 FM 2668 UNIT 4 BAY CITY, TX 77414-3991

ESI ID: 10032789499566851

Product:

Fixed Price

Meter ID	Days	Read Type	Previous Read Date	Previous Meter Read	Current Read Date	Current Meter Read	Multiplier	Usage (kWh)	Actual kW/kVA	Billed kW/kVA
119431781	34	Actual	12/07/2023	✓ 22,058	01/09/2024	22,068	1.00	10	0	0
TOTAL								10	0	0

Electric Service Commercial

Service Period: 12/07/2023 to 01/09/2024 ✓

TXU Energy Fixed Price

Base Usage 10 kWh @ \$ 0.0377995 \$0.38
 Market Securitization (Debt) Financing \$0.01

Total Commercial Charges \$0.39

Electric Service Distribution

Service Period: 12/07/2023 to 01/09/2024

Base Charge \$2.02
 Meter Charge \$12.67
 Distribution System Charge 0.1 kW @ \$ 4.869 \$0.49
 Transmission Cost Recov Factor 0.1 kW @ \$ 4.085247 \$0.41
 Distribution Cost Recovery 0.1 kW @ \$ 1.256093 \$0.13
 Transition Charge (TC3) 10 kWh @ \$ 0.009501 \$0.10
 Storm Recovery Charge 12.3 kW @ \$ 0.314425 \$3.87
 Storm Recovery Tax Credit 12.3 kW @ \$ 0.016068 \$0.20 CR
 Regulatory Asset Recovery 0.1 kW @ \$ 0.052535 \$0.01
 Energy Efficiency 10 kWh @ \$ 0.000958 \$0.01
 TEEEF 0.1 kW @ \$ 0.1949 \$0.02
 PUC Assessment \$0.03

Total Distribution Charges \$19.56

TOTAL CHARGES FOR ESI ID \$19.95 ✓



Customer Name: MATAGORDA COUNTY
Account Number: 100064844327
Invoice Number: 052003600685
Invoice Date: 02/09/2024

del

ESI ID Detail:

Service Address: 4511 FM 2668 UNIT 5 BAY CITY, TX 77414-3991
Product: Fixed Price

ESI ID: 10032789444026850

Meter ID	Days	Read Type	Previous Read Date	Previous Meter Read	Current Read Date	Current Meter Read	Multiplier	Usage (kWh)	Actual kW/kVA	Billed kW/kVA
151900075	34	Actual	12/07/2023	✓ 22,363	01/09/2024	22,646	1.00	283	15	15
TOTAL								283	15	15

Electric Service Commercial

Service Period: 12/07/2023 to 01/09/2024 ✓
 TXU Energy Fixed Price
 Base Usage
 Other Charges
 Market Securitization (Debt) Financing
 Other ERCOT Incremental AS Charges
 PUC Assessment

283 kWh @ \$ 0.0377995 \$10.70
 \$0.03
 \$0.17
 \$0.11
 \$0.02

Total Commercial Charges \$11.03

Electric Service Distribution

Service Period: 12/07/2023 to 01/09/2024
 Base Charge
 Meter Charge
 Distribution System Charge
 Transmission Cost Recov Factor
 Distribution Cost Recovery
 Transition Charge (TC3)
 Storm Recovery Charge
 Storm Recovery Tax Credit
 Regulatory Asset Recovery
 Energy Efficiency
 TEEEF
 PUC Assessment

\$2.02
 \$12.67
 14.9 kW @ \$ 4.869 \$72.55
 14.9 kW @ \$ 4.085247 \$60.87
 14.9 kW @ \$ 1.256093 \$18.72
 17.7 kW @ \$ 0.775882 \$13.73
 17.7 kW @ \$ 0.314425 \$5.57
 17.7 kW @ \$ 0.016068 \$0.28 CR
 14.9 kW @ \$ 0.052535 \$0.78
 283 kWh @ \$ 0.000958 \$0.27
 14.9 kW @ \$ 0.1949 \$2.90
 \$0.28

Total Distribution Charges \$190.08

TOTAL CHARGES FOR ESI ID \$201.11 ✓

Customer Name: MATAGORDA COUNTY
 Account Number: 100064844327
 Invoice Number: 052003600685
 Invoice Date: 02/09/2024

ESI ID Detail:

6661

Service Address:

4511 FM 2668 UNIT 6 BAY CITY, TX 77414-3991

ESI ID: 10032789407891290

Product:

Fixed Price

Meter ID	Days	Read Type	Previous Read Date	Previous Meter Read	Current Read Date	Current Meter Read	Multiplier	Usage (kWh)	Actual kW/kVA	Billed kW/kVA
200574765	34	Actual	12/07/2023	✓ 53,880	01/09/2024	54,784	1.00	904	12	12
TOTAL								904	12	12

Electric Service Commercial

Service Period: 12/07/2023 to 01/09/2024 ✓

TXU Energy Fixed Price

Base Usage	904 kWh @	\$ 0.0377995	\$34.17
Other Charges			\$0.09
Market-Securitization (Debt) Financing			\$0.56
Other ERCOT Incremental AS Charges			\$0.34
PUC Assessment			\$0.06

Total Commercial Charges	\$35.22
---------------------------------	----------------

Electric Service Distribution

Service Period: 12/07/2023 to 01/09/2024

Base Charge			\$2.02
Meter Charge			\$12.67
Distribution System Charge	12.4 kW @	\$ 4.869	\$60.38
Transmission Cost Recov Factor	12.4 kW @	\$ 4.085247	\$50.66
Distribution Cost Recovery	12.4 kW @	\$ 1.256093	\$15.58
Transition Charge (TC3)	904 kWh @	\$ 0.009501	\$8.59
Storm Recovery Charge	31.1 kW @	\$ 0.314425	\$9.78
Storm Recovery Tax Credit	31.1 kW @	\$ 0.016068	\$0.50 CR
Regulatory Asset Recovery	12.4 kW @	\$ 0.052535	\$0.65
Energy Efficiency	904 kWh @	\$ 0.000958	\$0.87
TEEEF	12.4 kW @	\$ 0.1949	\$2.42
PUC Assessment			\$0.24

Total Distribution Charges	\$163.36
-----------------------------------	-----------------

TOTAL CHARGES FOR ESI ID	\$198.58 ✓
---------------------------------	-------------------

05/10/2024





Customer Name: MATAGORDA COUNTY
 Account Number: 100064844327
 Invoice Number: 052003600685
 Invoice Date: 02/09/2024

ESI ID Detail:
 Service Address:
 Product:

lelel

4511 FM 2668 UNIT 7 BAY CITY, TX 77414-3991
 Fixed Price

ESI ID: 10032789420166760

Meter ID	Days	Read Type	Previous Read Date	Previous Meter Read	Current Read Date	Current Meter Read	Multiplier	Usage (kWh)	Actual kW/kVA	Billed kW/kVA
142588863	34	Actual	12/07/2023	✓ 2,308	01/09/2024	2,323	1.00	15	0	0
TOTAL								15	0	0

Electric Service Commercial

Service Period: 12/07/2023 to 01/09/2024 ✓

TXU Energy Fixed Price

Base Usage

15 kWh @ \$ 0.0377995

\$0.57

Market Securitization (Debt) Financing

\$0.01

Total Commercial Charges \$0.58

Electric Service Distribution

Service Period: 12/07/2023 to 01/09/2024

Base Charge

\$1.40

Meter Charge

\$4.39

Distribution System Charge

15 kWh @ \$ 0.021093

\$0.32

Transmission Cost Recov Factor

15 kWh @ \$ 0.01162

\$0.17

Distribution Cost Recovery

15 kWh @ \$ 0.011684

\$0.18

Transition Charge (TC3)

15 kWh @ \$ 0.009501

\$0.14

Storm Recovery Charge

15 kWh @ \$ 0.00157

\$0.02

Energy Efficiency

15 kWh @ \$ 0.000852

\$0.01

TEEF

15 kWh @ \$ 0.00181

\$0.03

PUC Assessment

\$0.01

Total Distribution Charges \$6.67

TOTAL CHARGES FOR ESI ID \$7.25

Customer Name: MATAGORDA COUNTY
 Account Number: 100064844327
 Invoice Number: 052003600685
 Invoice Date: 02/09/2024

Label

ESI ID Detail:

Service Address:

4511 FM 2668 UNIT 8 BAY CITY, TX 77414-3991

ESI ID: 10032789419036321

Product:

Fixed Price

Meter ID	Days	Read Type	Previous Read Date	Previous Meter Read	Current Read Date	Current Meter Read	Multiplier	Usage (kWh)	Actual kW/kVA	Billed kW/kVA
125243718	34	Actual	12/07/2023	✓ 13,405	01/09/2024	13,405	1.00	0	-	-
TOTAL								0	0	0

Electric Service Commercial

Service Period: 12/07/2023 to 01/09/2024 ✓

TXU Energy Fixed Price

No Usage

\$0.00

Total Commercial Charges \$0.00

Electric Service Distribution

Service Period: 12/07/2023 to 01/09/2024

Base Charge

\$1.40

Meter Charge

\$4.39

PUC Assessment

\$0.01

Total Distribution Charges \$5.80

TOTAL CHARGES FOR ESI ID \$5.80 ✓

100064844327



Customer Name: MATAGORDA COUNTY
 Account Number: 100064844327
 Invoice Number: 052003600685
 Invoice Date: 02/09/2024

ESI ID Detail:

661

Service Address:
 Product:

4511 FM 2663 UNIT 9 BAY CITY, TX 77414-3991
 Fixed Price

ESI ID: 10032789443561762

Meter ID	Days	Read Type	Previous Read Date	Previous Meter Read	Current Read Date	Current Meter Read	Multiplier	Usage (kWh)	Actual kW/kVA	Billed kW/kVA
590613354	34	Actual	12/07/2023	✓ 909	01/09/2024	911	40.00	80	2	2
TOTAL								80	2	2

Electric Service Commercial

Service Period: 12/07/2023 to 01/09/2024 ✓

TXU Energy Fixed Price

Base Usage

80 kWh @ \$ 0.0377995 \$3.02

Other Charges

\$0.01

Market Securitization (Debt) Financing

\$0.05

Other ERCOT Incremental AS Charges

\$0.03

PUC Assessment

\$0.01

Total Commercial Charges

\$3.12

Electric Service Distribution

Service Period: 12/07/2023 to 01/09/2024

Base Charge

\$2.02

Meter Charge

\$12.67

Distribution System Charge

2.3 kW @ \$ 4.869 \$11.20

Transmission Cost Recov Factor

2.3 kW @ \$ 4.085247 \$9.40

Distribution Cost Recovery

2.3 kW @ \$ 1.256093 \$2.89

Transition Charge (TC3)

80 kWh @ \$ 0.009501 \$0.76

Storm Recovery Charge

18.1 kW @ \$ 0.314425 \$5.69

Storm Recovery Tax Credit

18.1 kW @ \$ 0.016068 \$0.29 CR

Regulatory Asset Recovery

2.3 kW @ \$ 0.052535 \$0.12

Energy Efficiency

80 kWh @ \$ 0.000958 \$0.08

TEEEF

2.3 kW @ \$ 0.1949 \$0.45

PUC Assessment

\$0.06

Total Distribution Charges

\$45.05

TOTAL CHARGES FOR ESI ID

\$48.17 ✓

Customer Name: MATAGORDA COUNTY
 Account Number: 100064844327
 Invoice Number: 052003600685
 Invoice Date: 02/09/2024

ESI ID Detail:

6661

Service Address:

HAMMAN RD ODLT 400HPS AL BAY CITY, TX 77414

ESI ID: 10032789443561763

Product:

Fixed Price

Meter ID	Days	Read Type	Previous Read Date	Previous Meter Read	Current Read Date	Current Meter Read	Multiplier	Usage (kWh)	Actual kW/kVA	Billed kW/kVA
7005516394SD	34	Actual	12/08/2023	0	01/10/2024	✓ 310	1.00	310	-	-
TOTAL								310	0	0

Electric Service Commercial

Service Period: 12/08/2023 to 01/10/2024

TXU Energy Fixed Price

Base Usage	310 kWh @	\$ 0.0377995	\$11.72
Other Charges			\$0.02
Market Securitization (Debt) Financing			\$0.19
Other ERCOT Incremental AS Charges			\$0.09
PUC Assessment			\$0.02
Gross Receipts Reimb			\$0.24

Total Commercial Charges \$12.28

Electric Service Distribution

Service Period: 12/08/2023 to 01/10/2024

Outdoor Lighting - Facilities			\$10.52
Distribution System Charge	310 kWh @	\$ 0.0210968	\$6.54
Transmission Cost Recov Factor	310 kWh @	\$ 0.0116129	\$3.60
Distribution Cost Recovery	310 kWh @	\$ 0.0116774	\$3.62
Transition Charge (TC3)	310 kWh @	\$ 0.0095161	\$2.95
Storm Recovery Charge	310 kWh @	\$ 0.0097742	\$3.03
Storm Recovery Tax Credit	310 kWh @	\$ 0.0004839	\$0.15 CR
Regulatory Asset Recovery	310 kWh @	\$ 0.0002581	\$0.08
TEEEF	310 kWh @	\$ 0.0018065	\$0.56
PUC Assessment			\$0.04
Gross Receipts Reimb			\$0.49

Total Distribution Charges \$31.28

TOTAL CHARGES FOR ESI ID \$43.56



Customer Name:
Account Number:
Invoice Number:
Invoice Date:

MATAGORDA COUNTY
100064844327
052003600685
02/09/2024

612

ESI ID Detail:
Service Address:
Product:

STATE HIGHWAY 60 STLG 250HPSA BAY CITY, TX 77414
Fixed Price

ESI ID: 10032789423558520

Meter ID	Days	Read Type	Previous Read Date	Previous Meter Read	Current Read Date	Current Meter Read	Multiplier	Usage (kWh)	Actual kW/kVA	Billed kW/kVA
7006982603SD	30	Actual	12/26/2023	0	01/24/2024	✓ 104	1.00	104	-	-
TOTAL								104	0	0

Electric Service Commercial

Service Period: 12/26/2023 to 01/24/2024 ✓
TXU Energy Fixed Price
Base Usage
Other Charges
Market Securitization (Debt) Financing
Other ERCOT Incremental AS Charges
PUC Assessment

104 kWh @ \$ 0.0377995 \$3.93
\$0.03
\$0.06
\$0.05
\$0.01

Total Commercial Charges: \$4.08

Electric Service Distribution

Service Period: 12/26/2023 to 01/24/2024
Base Charge
Street Lighting - Facilities
Distribution System Charge
Transmission Cost Recov Factor
Distribution Cost Recovery
Transition Charge (TC3)
Storm Recovery Charge
Storm Recovery Tax Credit
Regulatory Asset Recovery
TEEEF
PUC Assessment

\$1.40
\$7.66
104 kWh @ \$ 0.0210577 \$2.19
104 kWh @ \$ 0.0116346 \$1.21
104 kWh @ \$ 0.0117308 \$1.22
104 kWh @ \$ 0.0044231 \$0.46
104 kWh @ \$ 0.0098077 \$1.02
104 kWh @ \$ 0.0004808 \$0.05 CR
104 kWh @ \$ 0.0002885 \$0.03
104 kWh @ \$ 0.0018269 \$0.19
\$0.02

Total Distribution Charges: \$15.35

TOTAL CHARGES FOR ESI ID: \$19.43 ✓

Customer Name: MATAGORDA COUNTY
 Account Number: 100064844327
 Invoice Number: 052003600685
 Invoice Date: 02/09/2024

ESI ID Detail:

Service Address:

2604 NICHOLS AVE BAY CITY, TX 77414-6958

ESI ID: 10032789459112270

Product:

Fixed Price

612

Meter ID	Days	Read Type	Previous Read Date	Previous Meter Read	Current Read Date	Current Meter Read	Multiplier	Usage (kWh)	Actual kW/kVA	Billed kW/kVA
122240792	34	Actual	12/07/2023	✓ 225,805	01/09/2024	226,862	1.00	1,057	6	0
TOTAL								1,057	6	0

Electric Service Commercial

Service Period: 12/07/2023 to 01/09/2024 ✓

TXU Energy Fixed Price

Base Usage	1,057 kWh @	\$ 0.0377995	\$39.95
Other Charges			\$0.10
Market Securitization (Debt) Financing			\$0.67
Other ERCOT Incremental AS Charges			\$0.39
PUC Assessment			\$0.07
Gross Receipts Reimb			\$0.84

Total Commercial Charges \$42.02

Electric Service Distribution

Service Period: 12/07/2023 to 01/09/2024

Base Charge			\$1.40
Meter Charge			\$4.39
Distribution System Charge	1,057 kWh @	\$ 0.021093	\$22.30
Transmission Cost Recov Factor	1,057 kWh @	\$ 0.01162	\$12.28
Distribution Cost Recovery	1,057 kWh @	\$ 0.011684	\$12.35
Transition Charge (TC3)	1,057 kWh @	\$ 0.009501	\$10.04
Storm Recovery Charge	1,057 kWh @	\$ 0.00157	\$1.66
Storm Recovery Tax Credit	1,057 kWh @	\$ 0.000085	\$0.09 CR
Regulatory Asset Recovery	1,057 kWh @	\$ 0.000171	\$0.18
Energy Efficiency	1,057 kWh @	\$ 0.000852	\$0.90
TEEEF	1,057 kWh @	\$ 0.00181	\$1.91
PUC Assessment			\$0.09
Gross Receipts Reimb			\$1.09

Total Distribution Charges \$68.50

TOTAL CHARGES FOR ESI ID \$110.52 ✓

Customer Name: MATAGORDA COUNTY
 Account Number: 100064844327
 Invoice Number: 052003600685
 Invoice Date: 02/09/2024

612

ESI ID Detail:

Service Address: NICHOLS AVE UNIT 250HPSA BAY CITY, TX 77414
 Product: Fixed Price

ESI ID: 10032789485513550

Meter ID	Days	Read Type	Previous Read Date	Previous Meter Read	Current Read Date	Current Meter Read	Multiplier	Usage (kWh)	Actual kW/kVA	Billed kW/kVA
7007116623SD	32	Actual	12/11/2023	0	01/11/2024	✓ 520	1.00	520	-	-
TOTAL								520	0	0

Electric Service Commercial

Service Period: 12/11/2023 to 01/11/2024 ✓

TXU Energy Fixed Price

Base Usage	520 kWh @	\$ 0.0377995	\$19.65
Other Charges			\$0.04
Market Securitization (Debt) Financing			\$0.33
Other ERCOT Incremental AS Charges			\$0.16
PUC Assessment			\$0.03
Gross Receipts Reimb			\$0.41

Total Commercial Charges \$20.62

Electric Service Distribution

Service Period: 12/11/2023 to 01/11/2024

Base Charge			\$1.40
Street Lighting - Facilities			\$38.30
Distribution System Charge	520 kWh @	\$ 0.0210962	\$10.97
Transmission Cost Recov Factor	520 kWh @	\$ 0.0116154	\$6.04
Distribution Cost Recovery	520 kWh @	\$ 0.0116923	\$6.08
Transition Charge (TC3)	520 kWh @	\$ 0.0044423	\$2.31
Storm Recovery Charge	520 kWh @	\$ 0.0097885	\$5.09
Storm Recovery Tax Credit	520 kWh @	\$ 0.0005	\$0.26 CR
Regulatory Asset Recovery	520 kWh @	\$ 0.0002692	\$0.14
TEEF	520 kWh @	\$ 0.0018077	\$0.94
PUC Assessment			\$0.10
Gross Receipts Reimb			\$1.28

Total Distribution Charges \$72.39

TOTAL CHARGES FOR ESI ID \$93.01 ✓

US 1 000/20161





Customer Name: MATAGORDA COUNTY
 Account Number: 100064844327
 Invoice Number: 052003600685
 Invoice Date: 02/09/2024

612

ESI ID Detail:

Service Address:
 Product:

NICHOLS AVE UNIT 400FLD1 BAY CITY, TX 77414
 Fixed Price

ESI ID: 10032789485513552

Meter ID	Days	Read Type	Previous Read Date	Previous Meter Read	Current Read Date	Current Meter Read	Multiplier	Usage (kWh)	Actual kW/kVA	Billed kW/kVA
7007116680SD	32	Actual	12/29/2023	0	01/29/2024	✓ 310	1.00	310	-	-
TOTAL								310	0	0

Electric Service Commercial

Service Period: 12/29/2023 to 01/29/2024 ✓

TXU Energy Fixed Price

Base Usage	310 kWh @	\$ 0.0377995	\$11.72
Other Charges			\$0.08
Market Securitization (Debt) Financing			\$0.19
Other ERCOT Incremental AS Charges			\$0.16
PUC Assessment			\$0.02
Gross Receipts Reimb			\$0.25

Total Commercial Charges \$12.42

Electric Service Distribution

Service Period: 12/29/2023 to 01/29/2024

Outdoor Lighting - Facilities			\$10.52
Distribution System Charge	310 kWh @	\$ 0.0210968	\$6.54
Transmission Cost Recov Factor	310 kWh @	\$ 0.0116129	\$3.60
Distribution Cost Recovery	310 kWh @	\$ 0.0116774	\$3.62
Transition Charge (TC3)	310 kWh @	\$ 0.0095161	\$2.95
Storm Recovery Charge	310 kWh @	\$ 0.0097742	\$3.03
Storm Recovery Tax Credit	310 kWh @	\$ 0.0004839	\$0.15 CR
Regulatory Asset Recovery	310 kWh @	\$ 0.0002581	\$0.08
TEEEF	310 kWh @	\$ 0.0018065	\$0.56
PUC Assessment			\$0.04
Gross Receipts Reimb			\$0.49

Total Distribution Charges \$31.28

TOTAL CHARGES FOR ESI ID \$43.70 ✓

Customer Name: MATAGORDA COUNTY
 Account Number: 100064844327
 Invoice Number: 052003600685
 Invoice Date: 02/09/2024

ESI ID Detail:

Service Address:
 Product:

NICHOLS RD UNIT 250HPSA BAY CITY, TX 77414
 Fixed Price

ESI ID: 10032789480469090

Leb

Meter ID	Days	Read Type	Previous Read Date	Previous Meter Read	Current Read Date	Current Meter Read	Multiplier	Usage (kWh)	Actual kW/kVA	Billed kW/kVA
7007112012SD	32	Actual	12/11/2023	0	01/11/2024	✓ 208	1.00	208	-	-
TOTAL								208	0	0

Electric Service Commercial

Service Period: 12/11/2023 to 01/11/2024 ✓

TXU Energy Fixed Price

Base Usage	208 kWh @	\$ 0.0377995	\$7.86
Other Charges			\$0.01
Market Securitization (Debt) Financing			\$0.13
Other ERCOT Incremental AS Charges			\$0.06
PUC Assessment			\$0.01
Gross Receipts Reimb			\$0.16

Total Commercial Charges \$8.23

Electric Service Distribution

Service Period: 12/11/2023 to 01/11/2024

Base Charge			\$1.40
Street Lighting - Facilities			\$15.32
Distribution System Charge	208 kWh @	\$ 0.0211058	\$4.39
Transmission Cost Recov Factor	208 kWh @	\$ 0.0116346	\$2.42
Distribution Cost Recovery	208 kWh @	\$ 0.0116827	\$2.43
Transition Charge (TC3)	208 kWh @	\$ 0.0044231	\$0.92
Storm Recovery Charge	208 kWh @	\$ 0.0097596	\$2.03
Storm Recovery Tax Credit	208 kWh @	\$ 0.0004808	\$0.10 CR
Regulatory Asset Recovery	208 kWh @	\$ 0.0002885	\$0.06
TEEEF	208 kWh @	\$ 0.0018269	\$0.38
PUC Assessment			\$0.04
Gross Receipts Reimb			\$0.53

Total Distribution Charges \$29.82

TOTAL CHARGES FOR ESI ID \$38.05 ✓



Customer Name: MATAGORDA COUNTY
 Account Number: 100064844327
 Invoice Number: 052003600685
 Invoice Date: 02/09/2024

615

ESI ID Detail:

Service Address: FM 616 W BLESSING, TX 77419
 Product: Fixed Price

ESI ID: 10032789461693261

Meter ID	Days	Read Type	Previous Read Date	Previous Meter Read	Current Read Date	Current Meter Read	Multiplier	Usage (kWh)	Actual kW/kVA	Billed kW/kVA
7007074015SD	29	Actual	01/03/2024	0	01/31/2024	✓ 39	1.00	39	-	-
TOTAL								39	0	0

Electric Service Commercial

Service Period: 01/03/2024 to 01/31/2024 ✓

TXU Energy Fixed Price

Base Usage	39 kWh @	\$ 0.0377995	\$1.47
Other Charges			\$0.01
Market Securitization (Debt) Financing			\$0.02
Other ERCOT Incremental AS Charges			\$0.02

Total Commercial Charges \$1.52

Electric Service Distribution

Service Period: 01/03/2024 to 01/31/2024

Outdoor Lighting - Facilities			\$4.51
Distribution System Charge	39 kWh @	\$ 0.0210256	\$0.82
Transmission Cost Recov Factor	39 kWh @	\$ 0.0115385	\$0.45
Distribution Cost Recovery	39 kWh @	\$ 0.0153846	\$0.60
Transition Charge (TC3)	39 kWh @	\$ 0.0094872	\$0.37
Storm Recovery Charge	39 kWh @	\$ 0.0097436	\$0.38
Storm Recovery Tax Credit	39 kWh @	\$ 0.0005128	\$0.02 CR
Regulatory Asset Recovery	39 kWh @	\$ 0.0002564	\$0.01
TEEEF	39 kWh @	\$ 0.0017949	\$0.07
PUC Assessment			\$0.01

Total Distribution Charges \$7.20

TOTAL CHARGES FOR ESI ID \$8.72 ✓

Customer Name: MATAGORDA COUNTY
 Account Number: 100064844327
 Invoice Number: 052003600685
 Invoice Date: 02/09/2024

615

ESI ID Detail:

Service Address: FM 616 W STLG 250HPS BLESSING, TX 77419
 Product: Fixed Price

ESI ID: 10032789402787492

Meter ID	Days	Read Type	Previous Read Date	Previous Meter Read	Current Read Date	Current Meter Read	Multiplier	Usage (kWh)	Actual kW/kVA	Billed kW/kVA
7006972189SD	29	Actual	01/03/2024	0	01/31/2024	✓ 832	1.00	832	-	-
TOTAL								832	0	0

Electric Service Commercial

Service Period: 01/03/2024 to 01/31/2024 ✓

TXU Energy Fixed Price

Base Usage	832 kWh @	\$ 0.0377995	\$31.45
Other Charges			\$0.22
Market Securitization (Debt) Financing			\$0.52
Other ERCOT Incremental AS Charges			\$0.45
PUC Assessment			\$0.05

Total Commercial Charges \$32.69

Electric Service Distribution

Service Period: 01/03/2024 to 01/31/2024

Base Charge			\$1.40
Street Lighting - Facilities			\$61.28
Distribution System Charge	832 kWh @	\$ 0.0210938	\$17.55
Transmission Cost Recov Factor	832 kWh @	\$ 0.0116226	\$9.67
Distribution Cost Recovery	832 kWh @	\$ 0.0154087	\$12.82
Transition Charge (TC3)	832 kWh @	\$ 0.0044471	\$3.70
Storm Recovery Charge	832 kWh @	\$ 0.0097837	\$8.14
Storm Recovery Tax Credit	832 kWh @	\$ 0.0004928	\$0.41 CR
Regulatory Asset Recovery	832 kWh @	\$ 0.0002644	\$0.22
TEEEF	832 kWh @	\$ 0.0018149	\$1.51
PUC Assessment			\$0.17

Total Distribution Charges \$116.05

TOTAL CHARGES FOR ESI ID \$148.74 ✓

US1 000/2024





Customer Name:
Account Number:
Invoice Number:
Invoice Date:

MATAGORDA COUNTY
100064844327
052003600685
02/09/2024

615

ESI ID Detail:

Service Address:

AVENUE C UNIT PRKLITE BLESSING, TX 77419

ESI ID: 10032789478079271

Product:

Fixed Price

Meter ID	Days	Read Type	Previous Read Date	Previous Meter Read	Current Read Date	Current Meter Read	Multiplier	Usage (kWh)	Actual kW/kVA	Billed kW/kVA
144074530	29	Actual	01/03/2024	✓ 19,736	01/31/2024	20,069	1.00	333	1	0
TOTAL								333	1	0

Electric Service Commercial

Service Period: 01/03/2024 to 01/31/2024 ✓

TXU Energy Fixed Price

Base Usage	333 kWh @	\$ 0.0377995	\$12.59
Other Charges			\$0.13
Market Securitization (Debt) Financing			\$0.21
Other ERCOT Incremental AS Charges			\$0.31
PUC Assessment			\$0.02

Total Commercial Charges \$13.26

Electric Service Distribution

Service Period: 01/03/2024 to 01/31/2024

Base Charge			\$1.40
Meter Charge			\$4.39
Distribution System Charge	333 kWh @	\$ 0.021093	\$7.02
Transmission Cost Recov Factor	333 kWh @	\$ 0.01162	\$3.87
Distribution Cost Recovery	333 kWh @	\$ 0.015405	\$5.13
Transition Charge (TC3)	333 kWh @	\$ 0.009501	\$3.16
Storm Recovery Charge	333 kWh @	\$ 0.00157	\$0.52
Storm Recovery Tax Credit	333 kWh @	\$ 0.000085	\$0.03 CR
Regulatory Asset Recovery	333 kWh @	\$ 0.000171	\$0.06
Energy Efficiency	333 kWh @	\$ 0.000852	\$0.28
TEEEF	333 kWh @	\$ 0.00181	\$0.60
PUC Assessment			\$0.04

Total Distribution Charges \$26.44

TOTAL CHARGES FOR ESI ID \$39.70 ✓

Customer Name: MATAGORDA COUNTY
 Account Number: 100064844327
 Invoice Number: 052003600685
 Invoice Date: 02/09/2024

ESI ID Detail:

615

Service Address:

139 FM 616 W STLG 250HPS BLESSING, TX 77419

ESI ID: 10032789436470608

Product:

Fixed Price

Meter ID	Days	Read Type	Previous Read Date	Previous Meter Read	Current Read Date	Current Meter Read	Multiplier	Usage (kWh)	Actual kW/kVA	Billed kW/kVA
7005470886SD	32	Actual	12/29/2023	0	01/29/2024	✓ 104	1.00	104	-	-
TOTAL								104	0	0

Electric Service Commercial

Service Period: 12/29/2023 to 01/29/2024 ✓

TXU Energy Fixed Price

Base Usage	104 kWh @	\$ 0.0377995	\$3.93
Other Charges			\$0.03
Market Securitization (Debt) Financing			\$0.06
Other ERCOT Incremental AS Charges			\$0.05
PUC Assessment			\$0.01

Total Commercial Charges \$4.08

Electric Service Distribution

Service Period: 12/29/2023 to 01/29/2024

Base Charge			\$1.40
Street Lighting - Facilities			\$7.66
Distribution System Charge	104 kWh @	\$ 0.0210577	\$2.19
Transmission Cost Recov Factor	104 kWh @	\$ 0.0116346	\$1.21
Distribution Cost Recovery	104 kWh @	\$ 0.0117308	\$1.22
Transition Charge (TC3)	104 kWh @	\$ 0.0044231	\$0.46
Storm Recovery Charge	104 kWh @	\$ 0.0098077	\$1.02
Storm Recovery Tax Credit	104 kWh @	\$ 0.0004808	\$0.05 CR
Regulatory Asset Recovery	104 kWh @	\$ 0.0002885	\$0.03
TEEEF	104 kWh @	\$ 0.0018269	\$0.19
PUC Assessment			\$0.02

Total Distribution Charges \$15.35

TOTAL CHARGES FOR ESI ID \$19.43 ✓



Customer Name: MATAGORDA COUNTY
 Account Number: 100064844327
 Invoice Number: 052003600685
 Invoice Date: 02/09/2024

ESI ID Detail:

615

Service Address:
 Product:

FM 616 W UNIT COUNTY BLESSING, TX 77419
 Fixed Price

ESI ID: 10032789461693260

Meter ID	Days	Read Type	Previous Read Date	Previous Meter Read	Current Read Date	Current Meter Read	Multiplier	Usage (kWh)	Actual kW/kVA	Billed kW/kVA
161176296	29	Actual	01/03/2024	✓ 40,289	01/31/2024	43,071	1.00	2,782	13	13
TOTAL								2,782	13	13

Electric Service Commercial

Service Period: 01/03/2024 to 01/31/2024 ✓

TXU Energy Fixed Price

Base Usage	2,782 kWh @	\$ 0.0377995	\$105.16
Other Charges			\$1.46
Market Securitization (Debt) Financing			\$1.74
Other ERCOT Incremental AS Charges			\$3.33
PUC Assessment			\$0.19

Total Commercial Charges \$111.88

Electric Service Distribution

Service Period: 01/03/2024 to 01/31/2024

Base Charge			\$2.02
Meter Charge			\$12.67
Distribution System Charge	13.2 kW @	\$ 4.869	\$64.27
Transmission Cost Recov Factor	13.2 kW @	\$ 4.085247	\$53.93
Distribution Cost Recovery	13.2 kW @	\$ 1.616428	\$21.34
Transition Charge (TC3)	2,782 kWh @	\$ 0.009501	\$26.43
Storm Recovery Charge	17 kW @	\$ 0.314425	\$5.35
Storm Recovery Tax Credit	17 kW @	\$ 0.016068	\$0.27 CR
Regulatory Asset Recovery	13.2 kW @	\$ 0.052535	\$0.69
Energy Efficiency	2,782 kWh @	\$ 0.000958	\$2.67
TEEEF	13.2 kW @	\$ 0.1949	\$2.57
PUC Assessment			\$0.26

Total Distribution Charges \$191.93

TOTAL CHARGES FOR ESI ID \$303.81 ✓

000003 1A/23

000003 1A/23

Customer Name: MATAGORDA COUNTY
 Account Number: 100064844327
 Invoice Number: 052003600685
 Invoice Date: 02/09/2024

615

ESI ID Detail:

Service Address: 560 FM 616 W UNIT PARK BLESSING, TX 77419
 Product: Fixed Price

ESI ID: 10032789402787491

Meter ID	Days	Read Type	Previous Read Date	Previous Meter Read	Current Read Date	Current Meter Read	Multiplier	Usage (kWh)	Actual kW/kVA	Billed kW/kVA
558783656	29	Actual	01/03/2024	✓ 1,197	01/31/2024	1,198	192.00	192	0	0
TOTAL								192	0	0

Electric Service Commercial

Service Period: 01/03/2024 to 01/31/2024 ✓

TXU Energy Fixed Price

Base Usage	192 kWh @	\$ 0.0377995	\$7.26
Other Charges			\$0.10
Market Securitization (Debt) Financing			\$0.12
Other ERCOT Incremental AS Charges			\$0.23
PUC Assessment			\$0.01

Total Commercial Charges	\$7.72
---------------------------------	---------------

Electric Service Distribution

Service Period: 01/03/2024 to 01/31/2024

Base Charge		\$2.02
Meter Charge		\$12.67
Distribution System Charge	0.4 kW @	\$ 4.869
Transmission Cost Recov Factor	0.4 kW @	\$ 4.085247
Distribution Cost Recovery	0.4 kW @	\$ 1.616428
Transition Charge (TC3)	192 kWh @	\$ 0.009501
Storm Recovery Charge	181.7 kW @	\$ 0.314425
Storm Recovery Tax Credit	181.7 kW @	\$ 0.016068
Regulatory Asset Recovery	0.4 kW @	\$ 0.052535
Energy Efficiency	192 kWh @	\$ 0.000958
TEEEF	0.4 kW @	\$ 0.1949
PUC Assessment		\$0.03

Total Distribution Charges	\$75.26
-----------------------------------	----------------

TOTAL CHARGES FOR ESI ID	\$82.98 ✓
---------------------------------	------------------

DS1 00072061





Customer Name: MATAGORDA COUNTY
 Account Number: 100064844327
 Invoice Number: 052003600685
 Invoice Date: 02/09/2024

ESI ID Detail:

Service Address:

Product:

615

201 FM 616 W UNIT SEWLIFT BLESSING, TX 77419

Fixed Price

ESI ID: 10032789497890130

Meter ID	Days	Read Type	Previous Read Date	Previous Meter Read	Current Read Date	Current Meter Read	Multiplier	Usage (kWh)	Actual kW/kVA	Billed kW/kVA
119426810	29	Actual	01/03/2024	✓ 65,258	01/31/2024	65,285	1.00	27	0	0
TOTAL								27	0	0

Electric Service Commercial

Service Period: 01/03/2024 to 01/31/2024 ✓

TXU Energy Fixed Price

Base Usage	27 kWh @	\$ 0.0377995	\$1.02
Other Charges			\$0.01
Market Securitization (Debt) Financing			\$0.02
Other ERCOT Incremental AS Charges			\$0.04

Total Commercial Charges: \$1.09

Electric Service Distribution

Service Period: 01/03/2024 to 01/31/2024

Base Charge			\$1.40
Meter Charge			\$4.39
Distribution System Charge	27 kWh @	\$ 0.021093	\$0.57
Transmission Cost Recov Factor	27 kWh @	\$ 0.01162	\$0.31
Distribution Cost Recovery	27 kWh @	\$ 0.015405	\$0.42
Transition Charge (TC3)	27 kWh @	\$ 0.009501	\$0.26
Storm Recovery Charge	27 kWh @	\$ 0.00157	\$0.04
Energy Efficiency	27 kWh @	\$ 0.000852	\$0.02
TEEEF	27 kWh @	\$ 0.00181	\$0.05
PUC Assessment			\$0.01

Total Distribution Charges: \$7.47

TOTAL CHARGES FOR ESI ID: \$8.56 ✓

Customer Name: MATAGORDA COUNTY
 Account Number: 100064844327
 Invoice Number: 052003600685
 Invoice Date: 02/09/2024

615

ESI ID Detail:

Service Address:

935 STREETLIGHT STLG 400MV BLESSING, TX 77419

ESI ID: 10032789496744773

Product:

Fixed Price

Meter ID	Days	Read Type	Previous Read Date	Previous Meter Read	Current Read Date	Current Meter Read	Multiplier	Usage (kWh)	Actual kW/kVA	Billed kW/kVA
7005911722MV	29	Actual	01/02/2024	0	01/30/2024	✓ 290	1.00	290	-	-
TOTAL								290	0	0

Electric Service Commercial

Service Period: 01/02/2024 to 01/30/2024 ✓

TXU Energy Fixed Price

Base Usage	290 kWh @	\$ 0.0377995	\$10.96
Other Charges			\$0.08
Market Securitization (Debt) Financing			\$0.18
Other ERCOT Incremental AS Charges			\$0.16
PUC Assessment			\$0.02

Total Commercial Charges \$11.40

Electric Service Distribution

Service Period: 01/02/2024 to 01/30/2024

Base Charge			\$1.40
Street Lighting - Facilities			\$19.24
Distribution System Charge	290 kWh @	\$ 0.0211034	\$6.12
Transmission Cost Recov Factor	290 kWh @	\$ 0.0116207	\$3.37
Distribution Cost Recovery	290 kWh @	\$ 0.0154138	\$4.47
Transition Charge (TC3)	290 kWh @	\$ 0.0044483	\$1.29
Storm Recovery Charge	290 kWh @	\$ 0.0097931	\$2.84
Storm Recovery Tax Credit	290 kWh @	\$ 0.0004828	\$0.14 CR
Regulatory Asset Recovery	290 kWh @	\$ 0.0002759	\$0.08
TEEEF	290 kWh @	\$ 0.0017931	\$0.52
PUC Assessment			\$0.06

Total Distribution Charges \$39.25

TOTAL CHARGES FOR ESI ID \$50.65 ✓

DST 1000/2061





Customer Name: MATAGORDA COUNTY
 Account Number: 100064844327
 Invoice Number: 052003600685
 Invoice Date: 02/09/2024

615

ESI ID Detail:

Service Address: 932 STREET LIGHT UNIT 175MV BLESSING, TX 77419
 Product: Fixed Price

ESI ID: 10032789496744772

Meter ID	Days	Read Type	Previous Read Date	Previous Meter Read	Current Read Date	Current Meter Read	Multiplier	Usage (kWh)	Actual kW/kVA	Billed kW/kVA
7007144530MV	29	Actual	01/02/2024	0	01/30/2024	✓ 70	1.00	70	-	-
TOTAL								70	0	0

Electric Service Commercial

Service Period: 01/02/2024 to 01/30/2024 ✓

TXU Energy Fixed Price

Base Usage	70 kWh @	\$ 0.0377995	\$2.64
Other Charges			\$0.02
Market Securitization (Debt) Financing			\$0.04
Other ERCOT Incremental AS Charges			\$0.04

Total Commercial Charges

\$2.74

Electric Service Distribution

Service Period: 01/02/2024 to 01/30/2024

Base Charge			\$1.40
Street Lighting - Facilities			\$5.87
Distribution System Charge	70 kWh @	\$ 0.0211429	\$1.48
Transmission Cost Recov Factor	70 kWh @	\$ 0.0115714	\$0.81
Distribution Cost Recovery	70 kWh @	\$ 0.0154286	\$1.08
Transition Charge (TC3)	70 kWh @	\$ 0.0044286	\$0.31
Storm Recovery Charge	70 kWh @	\$ 0.0097143	\$0.68
Storm Recovery Tax Credit	70 kWh @	\$ 0.0004286	\$0.03 CR
Regulatory Asset Recovery	70 kWh @	\$ 0.0002857	\$0.02
TEEF	70 kWh @	\$ 0.0018571	\$0.13
PUC Assessment			\$0.02

Total Distribution Charges

\$11.77

TOTAL CHARGES FOR ESI ID

\$14.51 ✓

Customer Name: MATAGORDA COUNTY
 Account Number: 100064844327
 Invoice Number: 052003600685
 Invoice Date: 02/09/2024

ESI ID Detail: **595**

Service Address: FM 459 UNIT P43 EL MATON, TX 77440
 Product: Fixed Price

ESI ID: 10032789482241440

Meter ID	Days	Read Type	Previous Read Date	Previous Meter Read	Current Read Date	Current Meter Read	Multiplier	Usage (kWh)	Actual kW/kVA	Billed kW/kVA
169715859	34	Actual	12/12/2023	✓ 4,324	01/14/2024	4,953	1.00	629	-	-
TOTAL								629	0	0

Electric Service Commercial

Service Period: 12/12/2023 to 01/14/2024 ✓

TXU Energy Fixed Price

Base Usage	629 kWh @	\$ 0.0377995	\$23.78
Other Charges			\$0.05
Market Securitization (Debt) Financing			\$0.40
Other ERCOT Incremental AS Charges			\$0.21
PUC Assessment			\$0.04

Total Commercial Charges \$24.48

Electric Service Distribution

Service Period: 12/12/2023 to 01/14/2024

Base Charge			\$1.40
Meter Charge			\$4.39
Distribution System Charge	629 kWh @	\$ 0.021093	\$13.27
Transmission Cost Recov Factor	629 kWh @	\$ 0.01162	\$7.31
Distribution Cost Recovery	629 kWh @	\$ 0.011684	\$7.35
Transition Charge (TC3)	629 kWh @	\$ 0.009501	\$5.98
Storm Recovery Charge	629 kWh @	\$ 0.00157	\$0.99
Storm Recovery Tax Credit	629 kWh @	\$ 0.000085	\$0.05 CR
Regulatory Asset Recovery	629 kWh @	\$ 0.000171	\$0.11
Energy Efficiency	629 kWh @	\$ 0.000852	\$0.54
TEEEF	629 kWh @	\$ 0.00181	\$1.14
PUC Assessment			\$0.06

Total Distribution Charges \$42.49

TOTAL CHARGES FOR ESI ID \$66.97 ✓



Customer Name: MATAGORDA COUNTY
 Account Number: 100064844327
 Invoice Number: 052003600685
 Invoice Date: 02/09/2024

615

ESI ID Detail:

Service Address:

190 AVENUE F ODLT 400HPS MARKHAM, TX 77456

ESI ID: 10032789476839781

Product:

Fixed Price

Meter ID	Days	Read Type	Previous Read Date	Previous Meter Read	Current Read Date	Current Meter Read	Multiplier	Usage (kWh)	Actual kW/kVA	Billed kW/kVA
7007105031OT	34	Actual	12/20/2023	0	01/22/2024	✓ 155	1.00	155	-	-
TOTAL								155	0	0

Electric Service Commercial

Service Period: 12/20/2023 to 01/22/2024 ✓

TXU Energy Fixed Price

Base Usage	155 kWh @	\$ 0.0377995	\$5.86
Other Charges			\$0.04
Market Securitization (Debt) Financing			\$0.10
Other ERCOT Incremental AS Charges			\$0.08
PUC Assessment			\$0.01

Total Commercial Charges \$6.09

Electric Service Distribution

Service Period: 12/20/2023 to 01/22/2024

Outdoor Lighting - Facilities			\$5.26
Distribution System Charge	155 kWh @	\$ 0.0210968	\$3.27
Transmission Cost Recov Factor	155 kWh @	\$ 0.0116129	\$1.80
Distribution Cost Recovery	155 kWh @	\$ 0.0116774	\$1.81
Transition Charge (TC3)	155 kWh @	\$ 0.0094839	\$1.47
Storm Recovery Charge	155 kWh @	\$ 0.0098065	\$1.52
Storm Recovery Tax Credit	155 kWh @	\$ 0.0005161	\$0.08 CR
Regulatory Asset Recovery	155 kWh @	\$ 0.0002581	\$0.04
TEEEF	155 kWh @	\$ 0.0018065	\$0.28
PUC Assessment			\$0.02

Total Distribution Charges \$15.39

TOTAL CHARGES FOR ESI ID \$21.48 ✓

Customer Name: MATAGORDA COUNTY
 Account Number: 100064844327
 Invoice Number: 052003600685
 Invoice Date: 02/09/2024

615

ESI ID Detail:

Service Address: 190 AVENUE F UNIT ANNEX MARKHAM, TX 77456
 Product: Fixed Price

ESI ID: 10032789426253880

Meter ID	Days	Read Type	Previous Read Date	Previous Meter Read	Current Read Date	Current Meter Read	Multiplier	Usage (kWh)	Actual kW/kVA	Billed kW/kVA
157911497	34	Actual	12/20/2023	✓ 11,849	01/22/2024	12,087	1.00	238	5	0
TOTAL								238	5	0

Electric Service Commercial

Service Period: 12/20/2023 to 01/22/2024 ✓

TXU Energy Fixed Price

Base Usage	238 kWh @	\$ 0.0377995	\$9.00
Other Charges			\$0.11
Market Securitization (Debt) Financing			\$0.15
Other ERCOT Incremental AS Charges			\$0.26
PUC Assessment			\$0.02

Total Commercial Charges \$9.54

Electric Service Distribution

Service Period: 12/20/2023 to 01/22/2024

Base Charge			\$1.40
Meter Charge			\$4.39
Distribution System Charge	238 kWh @	\$ 0.021093	\$5.02
Transmission Cost Recov Factor	238 kWh @	\$ 0.01162	\$2.77
Distribution Cost Recovery	238 kWh @	\$ 0.011684	\$2.78
Transition Charge (TC3)	238 kWh @	\$ 0.009501	\$2.26
Storm Recovery Charge	238 kWh @	\$ 0.00157	\$0.37
Storm Recovery Tax Credit	238 kWh @	\$ 0.000085	\$0.02 CR
Regulatory Asset Recovery	238 kWh @	\$ 0.000171	\$0.04
Energy Efficiency	238 kWh @	\$ 0.000852	\$0.20
TEEEF	238 kWh @	\$ 0.00181	\$0.43
PUC Assessment			\$0.03

Total Distribution Charges \$19.67

TOTAL CHARGES FOR ESI ID \$29.21 ✓



Customer Name: MATAGORDA COUNTY
 Account Number: 100064844327
 Invoice Number: 052003600685
 Invoice Date: 02/09/2024

615

ESI ID Detail:
 Service Address:
 Product:

190 AVENUE F UNIT COMM CNT MARKHAM, TX 77456
 Fixed Price

ESI ID: 10032789476839780

Meter ID	Days	Read Type	Previous Read Date	Previous Meter Read	Current Read Date	Current Meter Read	Multiplier	Usage (kWh)	Actual kW/kVA	Billed kW/kVA
200043930	34	Actual	12/20/2023	✓ 7,895	01/22/2024	10,265	1.00	2,370	21	21
TOTAL								2,370	21	21

Electric Service Commercial

Service Period: 12/20/2023 to 01/22/2024 ✓

TXU Energy Fixed Price

Base Usage	2,370 kWh @	\$ 0.0377995	\$89.58
Other Charges			\$1.13
Market Securitization (Debt) Financing			\$1.49
Other ERCOT Incremental AS Charges			\$2.59
PUC Assessment			\$0.16

Total Commercial Charges \$94.95

Electric Service Distribution

Service Period: 12/20/2023 to 01/22/2024

Base Charge			\$2.02
Meter Charge			\$12.67
Distribution System Charge	20.8 kW @	\$ 4.869	\$101.28
Transmission Cost Recov Factor	20.8 kW @	\$ 4.085247	\$84.97
Distribution Cost Recovery	20.8 kW @	\$ 1.256093	\$26.13
Transition Charge (TC3)	2,370 kWh @	\$ 0.009501	\$22.52
Storm Recovery Charge	23.1 kW @	\$ 0.314425	\$7.26
Storm Recovery Tax Credit	23.1 kW @	\$ 0.016068	\$0.37 CR
Regulatory Asset Recovery	20.8 kW @	\$ 0.052535	\$1.09
Energy Efficiency	2,370 kWh @	\$ 0.000958	\$2.27
TEEEF	20.8 kW @	\$ 0.1949	\$4.05
PUC Assessment			\$0.38

Total Distribution Charges \$264.27

TOTAL CHARGES FOR ESI ID \$359.22 ✓

Customer Name: MATAGORDA COUNTY
 Account Number: 100064844327
 Invoice Number: 052003600685
 Invoice Date: 02/09/2024

615

ESI ID Detail:

Service Address:

190 AVENUE F UNIT FIRESTA MARKHAM, TX 77456

ESI ID: 10032789487564611

Product:

Fixed Price

Meter ID	Days	Read Type	Previous Read Date	Previous Meter Read	Current Read Date	Current Meter Read	Multiplier	Usage (kWh)	Actual kW/kVA	Billed kW/kVA
200305070	34	Actual	12/20/2023	✓ 8,836	01/22/2024	9,632	1.00	796	-	-
TOTAL								796	0	0

Electric Service Commercial

Service Period: 12/20/2023 to 01/22/2024 ✓

TXU Energy Fixed Price

Base Usage	796 kWh @	\$ 0.0377995	\$30.09
Other Charges			\$0.34
Market Securitization (Debt) Financing			\$0.50
Other ERCOT Incremental AS Charges			\$0.76
PUC Assessment			\$0.05

Total Commercial Charges \$31.74

Electric Service Distribution

Service Period: 12/20/2023 to 01/22/2024

Base Charge			\$1.40
Meter Charge			\$4.39
Distribution System Charge	796 kWh @	\$ 0.021093	\$16.79
Transmission Cost Recov Factor	796 kWh @	\$ 0.01162	\$9.25
Distribution Cost Recovery	796 kWh @	\$ 0.011684	\$9.30
Transition Charge (TC3)	796 kWh @	\$ 0.009501	\$7.56
Storm Recovery Charge	796 kWh @	\$ 0.00157	\$1.25
Storm Recovery Tax Credit	796 kWh @	\$ 0.000085	\$0.07 CR
Regulatory Asset Recovery	796 kWh @	\$ 0.000171	\$0.14
Energy Efficiency	796 kWh @	\$ 0.000852	\$0.68
TEEEF	796 kWh @	\$ 0.00181	\$1.44
PUC Assessment			\$0.07

Total Distribution Charges \$52.20

TOTAL CHARGES FOR ESI ID \$83.94



Customer Name: MATAGORDA COUNTY
 Account Number: 100064844327
 Invoice Number: 052003600685
 Invoice Date: 02/09/2024

464

ESI ID Detail:

Service Address: 190 AVENUE F UNIT JP OFF MARKHAM, TX.77456
 Product: Fixed Price

ESI ID: 10032789461015050

Meter ID	Days	Read Type	Previous Read Date	Previous Meter Read	Current Read Date	Current Meter Read	Multiplier	Usage (kWh)	Actual kW/kVA	Billed kW/kVA
163788084	34	Actual	12/20/2023	✓ 37,055	01/22/2024	38,119	1.00	1,064	-	-
TOTAL								1,064	0	0

Electric Service Commercial

Service Period: 12/20/2023 to 01/22/2024 ✓

TXU Energy Fixed Price

Base Usage	1,064 kWh @	\$ 0.0377995	\$40.22
Other Charges			\$0.46
Market Securitization (Debt) Financing			\$0.67
Other ERCOT Incremental AS Charges			\$1.01
PUC Assessment			\$0.07

Total Commercial Charges \$42.43

Electric Service Distribution

Service Period: 12/20/2023 to 01/22/2024

Base Charge			\$1.40
Meter Charge			\$4.39
Distribution System Charge	1,064 kWh @	\$ 0.021093	\$22.44
Transmission Cost Recov Factor	1,064 kWh @	\$ 0.01162	\$12.36
Distribution Cost Recovery	1,064 kWh @	\$ 0.011684	\$12.43
Transition Charge (TC3)	1,064 kWh @	\$ 0.009501	\$10.11
Storm Recovery Charge	1,064 kWh @	\$ 0.00157	\$1.67
Storm Recovery Tax Credit	1,064 kWh @	\$ 0.000085	\$0.09 CR
Regulatory Asset Recovery	1,064 kWh @	\$ 0.000171	\$0.18
Energy Efficiency	1,064 kWh @	\$ 0.000852	\$0.91
TEEEF	1,064 kWh @	\$ 0.00181	\$1.93
PUC Assessment			\$0.09

Total Distribution Charges \$67.82

TOTAL CHARGES FOR ESI ID \$110.25 ✓

Customer Name: MATAGORDA COUNTY
 Account Number: 100064844327
 Invoice Number: 052003600685
 Invoice Date: 02/09/2024

613

ESI ID Detail:

Service Address: 1203 COUNTY ROAD 243 UNIT FIRESTA MATAGORDA, TX 77457 **ESI ID:** 10032789427413670
Product: Fixed Price

Meter ID	Days	Read Type	Previous Read Date	Previous Meter Read	Current Read Date	Current Meter Read	Multiplier	Usage (kWh)	Actual kW/kVA	Billed kW/kVA
122279171	32	Actual	12/18/2023	✓ 51,736	01/18/2024	52,213	1.00	477	11	0
TOTAL								477	11	0

Electric Service Commercial

Service Period: 12/18/2023 to 01/18/2024 ✓

TXU Energy Fixed Price

Base Usage	477 kWh @	\$ 0.0377995	\$18.03
Other Charges			\$0.24
Market Securitization (Debt) Financing			\$0.30
Other ERCOT Incremental AS Charges			\$0.54
PUC Assessment			\$0.03

Total Commercial Charges \$19.14

Electric Service Distribution

Service Period: 12/18/2023 to 01/18/2024

Base Charge			\$1.40
Meter Charge			\$4.39
Distribution System Charge	477 kWh @	\$ 0.021093	\$10.06
Transmission Cost Recov Factor	477 kWh @	\$ 0.01162	\$5.54
Distribution Cost Recovery	477 kWh @	\$ 0.011684	\$5.57
Transition Charge (TC3)	477 kWh @	\$ 0.009501	\$4.53
Storm Recovery Charge	477 kWh @	\$ 0.00157	\$0.75
Storm Recovery Tax Credit	477 kWh @	\$ 0.000085	\$0.04 CR
Regulatory Asset Recovery	477 kWh @	\$ 0.000171	\$0.08
Energy Efficiency	477 kWh @	\$ 0.000852	\$0.41
TEEEF	477 kWh @	\$ 0.00181	\$0.86
PUC Assessment			\$0.05

Total Distribution Charges \$33.60

TOTAL CHARGES FOR ESI ID \$52.74 ✓



Customer Name: MATAGORDA COUNTY
 Account Number: 100064844327
 Invoice Number: 052003600685
 Invoice Date: 02/09/2024

462

ESI ID Detail:

Service Address:

18 COUNTY ROAD 252 MATAGORDA, TX 77457

ESI ID: 10032789403973976

Product:

Fixed Price

Meter ID	Days	Read Type	Previous Read Date	Previous Meter Read	Current Read Date	Current Meter Read	Multiplier	Usage (kWh)	Actual kW/kVA	Billed kW/kVA
119711668	34	Actual	12/19/2023	✓ 172,783	01/21/2024	172,825	1.00	42	2	0
TOTAL								42	2	0

Electric Service Commercial

Service Period: 12/19/2023 to 01/21/2024 ✓

TXU Energy Fixed Price

Base Usage	42 kWh @	\$ 0.0377995	\$1.59
Other Charges			\$0.02
Market Securitization (Debt) Financing			\$0.03
Other ERCOT Incremental AS Charges			\$0.05

Total Commercial Charges \$1.69

Electric Service Distribution

Service Period: 12/19/2023 to 01/21/2024

Base Charge			\$1.40
Meter Charge			\$4.39
Distribution System Charge	42 kWh @	\$ 0.021093	\$0.89
Transmission Cost Recov Factor	42 kWh @	\$ 0.01162	\$0.49
Distribution Cost Recovery	42 kWh @	\$ 0.011684	\$0.49
Transition Charge (TC3)	42 kWh @	\$ 0.009501	\$0.40
Storm Recovery Charge	42 kWh @	\$ 0.00157	\$0.07
Regulatory Asset Recovery	42 kWh @	\$ 0.000171	\$0.01
Energy Efficiency	42 kWh @	\$ 0.000852	\$0.04
TEEEF	42 kWh @	\$ 0.00181	\$0.08
PUC Assessment			\$0.01

Total Distribution Charges \$8.27

TOTAL CHARGES FOR ESI ID \$9.96 ✓

000093 24/23

000093 24/23

Customer Name: MATAGORDA COUNTY
 Account Number: 100064844327
 Invoice Number: 052003600685
 Invoice Date: 02/09/2024

ESI ID Detail:

613

Service Address:

414 FISHER MATAGORDA, TX 77457

ESI ID: 10032789427542180

Product:

Fixed Price

Concession Stand

Meter ID	Days	Read Type	Previous Read Date	Previous Meter Read	Current Read Date	Current Meter Read	Multiplier	Usage (kWh)	Actual kW/kVA	Billed kW/kVA
200527912	34	Actual	12/19/2023	865	01/21/2024	983	1.00	118	-	-
TOTAL								118	0	0

Electric Service Commercial

Service Period: 12/19/2023 to 01/21/2024 ✓

TXU Energy Fixed Price

Base Usage	118 kWh @	\$ 0.0377995	\$4.46
Other Charges			\$0.05
Market Securitization (Debt) Financing			\$0.07
Other ERCOT Incremental AS Charges			\$0.11
PUC Assessment			\$0.01

Total Commercial Charges \$4.70

Electric Service Distribution

Service Period: 12/19/2023 to 01/21/2024

Base Charge			\$1.40
Meter Charge			\$4.39
Distribution System Charge	118 kWh @	\$ 0.021093	\$2.49
Transmission Cost Recov Factor	118 kWh @	\$ 0.01162	\$1.37
Distribution Cost Recovery	118 kWh @	\$ 0.011684	\$1.38
Transition Charge (TC3)	118 kWh @	\$ 0.009501	\$1.12
Storm Recovery Charge	118 kWh @	\$ 0.00157	\$0.19
Storm Recovery Tax Credit	118 kWh @	\$ 0.000085	\$0.01 CR
Regulatory Asset Recovery	118 kWh @	\$ 0.000171	\$0.02
Energy Efficiency	118 kWh @	\$ 0.000852	\$0.10
TEEEF	118 kWh @	\$ 0.00181	\$0.21
PUC Assessment			\$0.02

Total Distribution Charges \$12.68

TOTAL CHARGES FOR ESI ID \$17.38 ✓



Customer Name: MATAGORDA COUNTY
 Account Number: 100064844327
 Invoice Number: 052003600685
 Invoice Date: 02/09/2024

595

ESI ID Detail:

Service Address:

OLD GULF RD UNIT STATION COLLECT STA MATAGORDA, TX 77457

ESI ID: 10032789494278861

Product:

Fixed Price

Meter ID	Days	Read Type	Previous Read Date	Previous Meter Read	Current Read Date	Current Meter Read	Multiplier	Usage (kWh)	Actual kW/kVA	Billed kW/kVA
119431822	34	Actual	12/15/2023	✓ 2,813	01/17/2024	2,828	1.00	15	1	0
TOTAL								15	1	0

Electric Service Commercial

Service Period: 12/15/2023 to 01/17/2024 ✓

TXU Energy Fixed Price

Base Usage	15 kWh @	\$ 0.0377995	\$0.57
Other Charges			\$0.01
Market Securitization (Debt) Financing			\$0.01
Other ERCOT Incremental AS Charges			\$0.01

Total Commercial Charges \$0.60

Electric Service Distribution

Service Period: 12/15/2023 to 01/17/2024

Base Charge			\$1.40
Meter Charge			\$4.39
Distribution System Charge	15 kWh @	\$ 0.021093	\$0.32
Transmission Cost Recov Factor	15 kWh @	\$ 0.01162	\$0.17
Distribution Cost Recovery	15 kWh @	\$ 0.011684	\$0.18
Transition Charge (TC3)	15 kWh @	\$ 0.009501	\$0.14
Storm Recovery Charge	15 kWh @	\$ 0.00157	\$0.02
Energy Efficiency	15 kWh @	\$ 0.000852	\$0.01
TEEEF	15 kWh @	\$ 0.00181	\$0.03
PUC Assessment			\$0.01

Total Distribution Charges \$6.67

TOTAL CHARGES FOR ESI ID \$7.27

Customer Name: MATAGORDA COUNTY
 Account Number: 100064844327
 Invoice Number: 052003600685
 Invoice Date: 02/09/2024

ESI ID Detail:

Service Address:

613

115 LAUREL MATAGORDA, TX 77457

ESI ID: 10032789495257641

Product:

Fixed Price

Old Post Office

Meter ID	Days	Read Type	Previous Read Date	Previous Meter Read	Current Read Date	Current Meter Read	Multiplier	Usage (kWh)	Actual kW/kVA	Billed kW/kVA
120726105	34	Actual	12/19/2023	✓ 4,205	01/21/2024	5,053	1.00	848	4	0
TOTAL								848	4	0

Electric Service Commercial

Service Period: 12/19/2023 to 01/21/2024 ✓

TXU Energy Fixed Price

Base Usage	848 kWh @	\$ 0.0377995	\$32.05
Other Charges			\$0.41
Market Securitization (Debt) Financing			\$0.53
Other ERCOT Incremental AS Charges			\$0.92
PUC Assessment			\$0.06

Total Commercial Charges \$33.97

Electric Service Distribution

Service Period: 12/19/2023 to 01/21/2024

Base Charge			\$1.40
Meter Charge			\$4.39
Distribution System Charge	848 kWh @	\$ 0.021093	\$17.89
Transmission Cost Recov Factor	848 kWh @	\$ 0.01162	\$9.85
Distribution Cost Recovery	848 kWh @	\$ 0.011684	\$9.91
Transition Charge (TC3)	848 kWh @	\$ 0.009501	\$8.06
Storm Recovery Charge	848 kWh @	\$ 0.00157	\$1.33
Storm Recovery Tax Credit	848 kWh @	\$ 0.000085	\$0.07 CR
Regulatory Asset Recovery	848 kWh @	\$ 0.000171	\$0.15
Energy Efficiency	848 kWh @	\$ 0.000852	\$0.72
TEEEF	848 kWh @	\$ 0.00181	\$1.53
PUC Assessment			\$0.07

Total Distribution Charges \$55.23

TOTAL CHARGES FOR ESI ID \$89.20 ✓



Customer Name: MATAGORDA COUNTY
 Account Number: 100064844327
 Invoice Number: 052003600685
 Invoice Date: 02/09/2024

613

ESI ID Detail:

Service Address:
 Product:

772 LAUREL SEASONAL METER MATAGORDA, TX 77457
 Fixed Price:

ESI ID: 10032789417127397

Old School

Meter ID	Days	Read Type	Previous Read Date	Previous Meter Read	Current Read Date	Current Meter Read	Multiplier	Usage (kWh)	Actual kW/kVA	Billed kW/kVA
148896249	34	Actual	12/19/2023	✓ 4,685	01/21/2024	5,319	1.00	634	7	0
TOTAL								634	7	0

Electric Service Commercial

Service Period: 12/19/2023 to 01/21/2024 ✓

TXU Energy Fixed Price

Base Usage	634 kWh @	\$ 0.0377995	\$23.96
Other Charges			\$0.30
Market Securitization (Debt) Financing			\$0.40
Other ERCOT Incremental AS Charges			\$0.69
PUC Assessment			\$0.04

Total Commercial Charges \$25.39

Electric Service Distribution

Service Period: 12/19/2023 to 01/21/2024

Base Charge			\$1.40
Meter Charge			\$4.39
Distribution System Charge	634 kWh @	\$ 0.021093	\$13.37
Transmission Cost Recov Factor	634 kWh @	\$ 0.01162	\$7.37
Distribution Cost Recovery	634 kWh @	\$ 0.011684	\$7.41
Transition Charge (TC3)	634 kWh @	\$ 0.009501	\$6.02
Storm Recovery Charge	634 kWh @	\$ 0.00157	\$1.00
Storm Recovery Tax Credit	634 kWh @	\$ 0.000085	\$0.05 CR
Regulatory Asset Recovery	634 kWh @	\$ 0.000171	\$0.11
Energy Efficiency	634 kWh @	\$ 0.000852	\$0.54
TEEEF	634 kWh @	\$ 0.00181	\$1.15
PUC Assessment			\$0.06

Total Distribution Charges \$42.77

TOTAL CHARGES FOR ESI ID \$68.16 ✓

Customer Name: MATAGORDA COUNTY
 Account Number: 100064844327
 Invoice Number: 052003600685
 Invoice Date: 02/09/2024

ESI ID Detail: **613**

Service Address: MAGNOLIA ST ODLT 150HPS MATAGORDA, TX 77457
 Product: Fixed Price

ESI ID: 10032789419199850

Baseball Field

Meter ID	Days	Read Type	Previous Read Date	Previous Meter Read	Current Read Date	Current Meter Read	Multiplier	Usage (kWh)	Actual kW/kVA	Billed kW/kVA
7006973193SD	34	Actual	12/19/2023	0	01/21/2024	✓ 57	1.00	57	-	-
TOTAL								57	0	0

Electric Service Commercial

Service Period: 12/19/2023 to 01/21/2024 ✓
 TXU Energy Fixed Price
 Base Usage
 Other Charges
 Market Securitization (Debt) Financing
 Other ERCOT Incremental AS Charges

57 kWh @ \$ 0.0377995 \$2.15
 \$0.01
 \$0.03
 \$0.03

Total Commercial Charges \$2.22

Electric Service Distribution

Service Period: 12/19/2023 to 01/21/2024
 Outdoor Lighting - Facilities
 Distribution System Charge
 Transmission Cost Recov Factor
 Distribution Cost Recovery
 Transition Charge (TC3)
 Storm Recovery Charge
 Storm Recovery Tax Credit
 Regulatory Asset Recovery
 TEEEF
 PUC Assessment

\$4.51
 57 kWh @ \$ 0.0210526 \$1.20
 57 kWh @ \$ 0.0115789 \$0.66
 57 kWh @ \$ 0.0117544 \$0.67
 57 kWh @ \$ 0.0094737 \$0.54
 57 kWh @ \$ 0.0098246 \$0.56
 57 kWh @ \$ 0.0005263 \$0.03 CR
 57 kWh @ \$ 0.0003509 \$0.02
 57 kWh @ \$ 0.0017544 \$0.10
 \$0.01

Total Distribution Charges \$8.24

TOTAL CHARGES FOR ESI ID \$10.46 ✓



Customer Name: MATAGORDA COUNTY
 Account Number: 100064844327
 Invoice Number: 052003600685
 Invoice Date: 02/09/2024

663

ESI ID Detail:

Service Address:

487 MAGNOLIA ST UNIT COUNTY MATAGORDA, TX 77457

ESI ID: 10032789414370120

Product:

Fixed Price

Pct #2 Barn

Meter ID	Days	Read Type	Previous Read Date	Previous Meter Read	Current Read Date	Current Meter Read	Multiplier	Usage (kWh)	Actual kW/kVA	Billed kW/kVA
122332798	34	Actual	12/19/2023	✓ 143,290	01/21/2024	143,978	1.00	688	7	0
TOTAL								688	7	0

Electric Service Commercial

Service Period: 12/19/2023 to 01/21/2024 ✓

TXU Energy Fixed Price

Base Usage	688 kWh @ \$ 0.0377995	\$26.01
Other Charges		\$0.33
Market Securitization (Debt) Financing		\$0.43
Other ERCOT Incremental AS Charges		\$0.75
PUC Assessment		\$0.05

Total Commercial Charges \$27.57

Electric Service Distribution

Service Period: 12/19/2023 to 01/21/2024

Base Charge		\$1.40
Meter Charge		\$4.39
Distribution System Charge	688 kWh @ \$ 0.021093	\$14.51
Transmission Cost Recov Factor	688 kWh @ \$ 0.01162	\$7.99
Distribution Cost Recovery	688 kWh @ \$ 0.011684	\$8.04
Transition Charge (TC3)	688 kWh @ \$ 0.009501	\$6.54
Storm Recovery Charge	688 kWh @ \$ 0.00157	\$1.08
Storm Recovery Tax Credit	688 kWh @ \$ 0.000085	\$0.06 CR
Regulatory Asset Recovery	688 kWh @ \$ 0.000171	\$0.12
Energy Efficiency	688 kWh @ \$ 0.000852	\$0.59
TEEEF	688 kWh @ \$ 0.00181	\$1.25
PUC Assessment		\$0.06

Total Distribution Charges \$45.91

TOTAL CHARGES FOR ESI ID \$73.48

Customer Name: MATAGORDA COUNTY
 Account Number: 100064844327
 Invoice Number: 052003600685
 Invoice Date: 02/09/2024

613

ESI ID Detail:

Service Address:
 Product:

637 MARKET ST UNIT FIRESTA MATAGORDA, TX 77457
 Fixed Price

ESI ID: 10032789446568110

Meter ID	Days	Read Type	Previous Read Date	Previous Meter Read	Current Read Date	Current Meter Read	Multiplier	Usage (kWh)	Actual kW/kVA	Billed kW/kVA
122330875	34	Actual	12/19/2023	✓ 171,535	01/21/2024	173,222	1.00	1,687	41	41
TOTAL								1,687	41	41

Electric Service Commercial

Service Period: 12/19/2023 to 01/21/2024 ✓

TXU Energy Fixed Price

Base Usage	1,687 kWh @	\$ 0.0377995	\$63.77
Other Charges			\$0.81
Market Securitization (Debt) Financing			\$1.06
Other ERCOT Incremental AS Charges			\$1.84
PUC Assessment			\$0.11

Total Commercial Charges \$67.59

Electric Service Distribution

Service Period: 12/19/2023 to 01/21/2024

Base Charge			\$2.02
Meter Charge			\$12.67
Distribution System Charge	40.9 kW @	\$ 4.869	\$199.14
Transmission Cost Recov Factor	40.9 kW @	\$ 4.085247	\$167.09
Distribution Cost Recovery	40.9 kW @	\$ 1.256093	\$51.37
Transition Charge (TC3)	1,687 kWh @	\$ 0.009501	\$16.03
Storm Recovery Charge	40.9 kW @	\$ 0.314425	\$12.86
Storm Recovery Tax Credit	40.9 kW @	\$ 0.016068	\$0.66 CR
Regulatory Asset Recovery	40.9 kW @	\$ 0.052535	\$2.15
Energy Efficiency	1,687 kWh @	\$ 0.000958	\$1.62
TEEEF	40.9 kW @	\$ 0.1949	\$7.97
PUC Assessment			\$0.73

Total Distribution Charges \$472.99

TOTAL CHARGES FOR ESI ID \$540.58 ✓

Customer Name: MATAGORDA COUNTY
 Account Number: 100064844327
 Invoice Number: 052003600685
 Invoice Date: 02/09/2024

615

ESI ID Detail:

Service Address: HIGHWAY 111 ODL MIDFIELD, TX 77458
 Product: Fixed Price

ESI ID: 10032789492176731

Meter ID	Days	Read Type	Previous Read Date	Previous Meter Read	Current Read Date	Current Meter Read	Multiplier	Usage (kWh)	Actual kW/kVA	Billed kW/kVA
7007147859SD	34	Actual	12/05/2023	0	01/07/2024	✓ 104	1.00	104	-	-
TOTAL								104	0	0

Electric Service Commercial

Service Period: 12/05/2023 to 01/07/2024 ✓

TXU Energy Fixed Price

Base Usage	104 kWh @	\$ 0.0377995	\$3.93
Other Charges			\$0.01
Market Securitization (Debt) Financing			\$0.06
Other ERCOT Incremental AS Charges			\$0.03
PUC Assessment			\$0.01

Total Commercial Charges \$4.04

Electric Service Distribution

Service Period: 12/05/2023 to 01/07/2024

Outdoor Lighting - Facilities			\$4.98
Distribution System Charge	104 kWh @	\$ 0.0210577	\$2.19
Transmission Cost Recov Factor	104 kWh @	\$ 0.0116346	\$1.21
Distribution Cost Recovery	104 kWh @	\$ 0.0117308	\$1.22
Transition Charge (TC3)	104 kWh @	\$ 0.0095192	\$0.99
Storm Recovery Charge	104 kWh @	\$ 0.0098077	\$1.02
Storm Recovery Tax Credit	104 kWh @	\$ 0.0004808	\$0.05 CR
Regulatory Asset Recovery	104 kWh @	\$ 0.0002885	\$0.03
TEEF	104 kWh @	\$ 0.0018269	\$0.19
PUC Assessment			\$0.02

Total Distribution Charges \$11.80

TOTAL CHARGES FOR ESI ID \$15.84 ✓



Customer Name: MATAGORDA COUNTY
 Account Number: 100064844327
 Invoice Number: 052003600685
 Invoice Date: 02/09/2024

615

ESI ID Detail:

Service Address:

110 JUNETTA AVE MIDFIELD, TX 77458

ESI ID: 10032789459047060

Product:

Fixed Price

Meter ID	Days	Read Type	Previous Read Date	Previous Meter Read	Current Read Date	Current Meter Read	Multiplier	Usage (kWh)	Actual kW/kVA	Billed kW/kVA
157104699	34	Actual	12/05/2023	✓ 12,135	01/07/2024	12,341	1.00	206	9	9
TOTAL								206	9	9

Electric Service Commercial

Service Period: 12/05/2023 to 01/07/2024 ✓

TXU Energy Fixed Price

Base Usage	206 kWh @	\$ 0.0377995	\$7.79
Other Charges			\$0.02
Market Securitization (Debt) Financing			\$0.13
Other ERCOT Incremental AS Charges			\$0.08
PUC Assessment			\$0.01

Total Commercial Charges \$8.03

Electric Service Distribution

Service Period: 12/05/2023 to 01/07/2024

Base Charge			\$2.02
Meter Charge			\$12.67
Distribution System Charge	8.8 kW @	\$ 4.869	\$42.85
Transmission Cost Recov Factor	8.8 kW @	\$ 4.085247	\$35.95
Distribution Cost Recovery	8.8 kW @	\$ 1.256093	\$11.05
Transition Charge (TC3)	206 kWh @	\$ 0.009501	\$1.96
Storm Recovery Charge	15 kW @	\$ 0.314425	\$4.72
Storm Recovery Tax Credit	15 kW @	\$ 0.016068	\$0.24 CR
Regulatory Asset Recovery	8.8 kW @	\$ 0.052535	\$0.46
Energy Efficiency	206 kWh @	\$ 0.000958	\$0.20
TEEEF	8.8 kW @	\$ 0.1949	\$1.72
PUC Assessment			\$0.18

Total Distribution Charges \$113.54

TOTAL CHARGES FOR ESI ID \$121.57 ✓

000093 29/33

Customer Name: MATAGORDA COUNTY
 Account Number: 100064844327
 Invoice Number: 052003600685
 Invoice Date: 02/09/2024

615

ESI ID Detail:

Service Address: 110 JUNETTA ODLT 150HPS AL MIDFIELD, TX 77458
 Product: Fixed Price

ESI ID: 10032789459047061

Meter ID	Days	Read Type	Previous Read Date	Previous Meter Read	Current Read Date	Current Meter Read	Multiplier	Usage (kWh)	Actual kW/kVA	Billed kW/kVA
7007074246SD	34	Actual	12/05/2023	0	01/07/2024	✓ 57	1.00	57	-	-
TOTAL								57	0	0

Electric Service Commercial

Service Period: 12/05/2023 to 01/07/2024 ✓

TXU Energy Fixed Price

Base Usage	57 kWh @	\$ 0.0377995	\$2.16
Market Securitization (Debt) Financing			\$0.03
Other ERCOT Incremental AS Charges			\$0.01

Total Commercial Charges	\$2.20
---------------------------------	---------------

Electric Service Distribution

Service Period: 12/05/2023 to 01/07/2024

Outdoor Lighting - Facilities		\$4.51
Distribution System Charge	57 kWh @ \$ 0.0210526	\$1.20
Transmission Cost Recov Factor	57 kWh @ \$ 0.0115789	\$0.66
Distribution Cost Recovery	57 kWh @ \$ 0.0117544	\$0.67
Transition Charge (TC3)	57 kWh @ \$ 0.0094737	\$0.54
Storm Recovery Charge	57 kWh @ \$ 0.0098246	\$0.56
Storm Recovery Tax Credit	57 kWh @ \$ 0.0005263	\$0.03 CR
Regulatory Asset Recovery	57 kWh @ \$ 0.0003509	\$0.02
TEEEF	57 kWh @ \$ 0.0017544	\$0.10
PUC Assessment		\$0.01

Total Distribution Charges	\$8.24
-----------------------------------	---------------

TOTAL CHARGES FOR ESI ID	\$10.44 ✓
---------------------------------	------------------



Customer Name: MATAGORDA COUNTY
 Account Number: 100064844327
 Invoice Number: 052003600685
 Invoice Date: 02/09/2024

ESI ID Detail:

Service Address:
 Product:

615

RAWLS ODL MIDFIELD, TX 77458
 Fixed Price

ESI ID: 10032789461418841

Meter ID	Days	Read Type	Previous Read Date	Previous Meter Read	Current Read Date	Current Meter Read	Multiplier	Usage (kWh)	Actual kW/kVA	Billed kW/kVA
7007068113SD	34	Actual	12/05/2023	0	01/07/2024	✓ 104	1.00	104		-
TOTAL								104	0	0

Electric Service Commercial

Service Period: 12/05/2023 to 01/07/2024 ✓

TXU Energy Fixed Price

Base Usage	104 kWh @	\$ 0.0377995	\$3.93
Other Charges			\$0.01
Market Securitization (Debt) Financing			\$0.06
Other ERCOT Incremental AS Charges			\$0.03
PUC Assessment			\$0.01

Total Commercial Charges \$4.04

Electric Service Distribution

Service Period: 12/05/2023 to 01/07/2024

Outdoor Lighting - Facilities			\$4.98
Distribution System Charge	104 kWh @	\$ 0.0210577	\$2.19
Transmission Cost Recov Factor	104 kWh @	\$ 0.0116346	\$1.21
Distribution Cost Recovery	104 kWh @	\$ 0.0117308	\$1.22
Transition Charge (TC3)	104 kWh @	\$ 0.0025	\$0.26
Storm Recovery Charge	104 kWh @	\$ 0.0098077	\$1.02
Storm Recovery Tax Credit	104 kWh @	\$ 0.0004808	\$0.05 CR
Regulatory Asset Recovery	104 kWh @	\$ 0.0002885	\$0.03
TEEEF	104 kWh @	\$ 0.0018269	\$0.19
PUC Assessment			\$0.02

Total Distribution Charges \$11.07

TOTAL CHARGES FOR ESI ID \$15.11 ✓

Customer Name: MATAGORDA COUNTY
 Account Number: 100064844327
 Invoice Number: 052003600685
 Invoice Date: 02/09/2024

ESI ID Detail: **615**

Service Address: RAWLS UNIT FIRESTA MIDFIELD, TX 77458
 Product: Fixed Price

ESI ID: 10032789433412700

Meter ID	Days	Read Type	Previous Read Date	Previous Meter Read	Current Read Date	Current Meter Read	Multiplier	Usage (kWh)	Actual kW/kVA	Billed kW/kVA
136592656	34	Actual	12/05/2023	✓ 182,530	01/07/2024	185,038	1.00	2,508	15	15
TOTAL								2,508	15	15

Electric Service Commercial

Service Period: 12/05/2023 to 01/07/2024 ✓

TXU Energy Fixed Price

Base Usage	2,508 kWh @	\$ 0.0377995	\$94.80
Other Charges			\$0.26
Market Securitization (Debt) Financing			\$1.58
Other ERCOT Incremental AS Charges			\$0.96
PUC Assessment			\$0.16

Total Commercial Charges \$97.76

Electric Service Distribution

Service Period: 12/05/2023 to 01/07/2024

Base Charge			\$2.02
Meter Charge			\$12.67
Distribution System Charge	14.7 kW @	\$ 4.869	\$71.57
Transmission Cost Recov Factor	14.7 kW @	\$ 1.256093	\$60.05
Distribution Cost Recovery	14.7 kW @	\$ 1.256093	\$18.46
Transition Charge (TC3)	2,508 kWh @	\$ 0.009501	\$23.83
Storm Recovery Charge	14.7 kW @	\$ 0.314425	\$4.62
Storm Recovery Tax Credit	14.7 kW @	\$ 0.016068	\$0.24 CR
Regulatory Asset Recovery	14.7 kW @	\$ 0.052535	\$0.77
Energy Efficiency	2,508 kWh @	\$ 0.000958	\$2.40
TEEEF	14.7 kW @	\$ 0.1949	\$2.87
PUC Assessment			\$0.28

Total Distribution Charges \$199.30

TOTAL CHARGES FOR ESI ID \$297.06 ✓

02/09/2024 10:01:00 AM



Customer Name: MATAGORDA COUNTY
 Account Number: 100064844327
 Invoice Number: 052003600685
 Invoice Date: 02/09/2024

ESI ID Detail:

Service Address:

Product:

615

955 STREETLIGHT STLG 1000HPS MIDFIELD, TX 77458

Fixed Price

ESI ID: 10032789441468646

Meter ID	Days	Read Type	Previous Read Date	Previous Meter Read	Current Read Date	Current Meter Read	Multiplier	Usage (kWh)	Actual kW/kVA	Billed kW/kVA
7005524968SD	32	Actual	12/29/2023	0	01/29/2024	✓ 367	1.00	367	-	-
TOTAL								367	0	0

Electric Service Commercial

Service Period: 12/29/2023 to 01/29/2024 ✓

TXU Energy Fixed Price

Base Usage	367 kWh @	\$ 0.0377995	\$13.87
Other Charges			\$0.09
Market Securitization (Debt) Financing			\$0.23
Other ERCOT Incremental AS Charges			\$0.19
PUC Assessment			\$0.02

Total Commercial Charges \$14.40

Electric Service Distribution

Service Period: 12/29/2023 to 01/29/2024

Base Charge			\$1.40
Street Lighting - Facilities			\$7.02
Distribution System Charge	367 kWh @	\$ 0.0210899	\$7.74
Transmission Cost Recov Factor	367 kWh @	\$ 0.0116076	\$4.26
Distribution Cost Recovery	367 kWh @	\$ 0.0116894	\$4.29
Transition Charge (TC3)	367 kWh @	\$ 0.0044414	\$1.63
Storm Recovery Charge	367 kWh @	\$ 0.009782	\$3.59
Storm Recovery Tax Credit	367 kWh @	\$ 0.0004905	\$0.18 CR
Regulatory Asset Recovery	367 kWh @	\$ 0.0002725	\$0.10
TEEEF	367 kWh @	\$ 0.0017984	\$0.66
PUC Assessment			\$0.04

Total Distribution Charges \$30.55

TOTAL CHARGES FOR ESI ID \$44.95 ✓

Customer Name: MATAGORDA COUNTY
 Account Number: 100064844327
 Invoice Number: 052003600685
 Invoice Date: 02/09/2024

LH3 - JP3 - first invoice

ESI ID Detail:

Service Address: 405 COMMERCE ST PALACIOS, TX 77465-5468
Product: Fixed Price

ESI ID: 10032789440808411

Meter ID	Days	Read Type	Previous Read Date	Previous Meter Read	Current Read Date	Current Meter Read	Multiplier	Usage (kWh)	Actual kW/kVA	Billed kW/kVA
119430885	34	Actual	12/21/2023	702,692	01/23/2024	705,459	1.00	2,767	10	10
TOTAL								2,767	10	10

Electric Service Commercial

Service Period: 12/21/2023 to 01/23/2024 ✓

TXU Energy Fixed Price

Base Usage	2,767 kWh @	\$ 0.0377995	\$104.59
Other Charges			\$0.99
Market Securitization (Debt) Financing			\$1.74
Other ERCOT Incremental AS Charges			\$2.33
PUC Assessment			\$0.18
Gross Receipts Reimb			\$1.19

Total Commercial Charges \$111.02

Electric Service Distribution

Service Period: 12/21/2023 to 01/23/2024

Base Charge			\$2.02
Meter Charge			\$12.67
Distribution System Charge	9.6 kW @	\$ 4.869	\$46.74
Transmission Cost Recov Factor	9.6 kW @	\$ 4.085247	\$39.22
Distribution Cost Recovery	9.6 kW @	\$ 1.256093	\$12.06
Transition Charge (TC3)	2,767 kWh @	\$ 0.009501	\$26.29
Storm Recovery Charge	11.4 kW @	\$ 0.314425	\$3.58
Storm Recovery Tax Credit	11.4 kW @	\$ 0.016068	\$0.18 CR
Regulatory Asset Recovery	9.6 kW @	\$ 0.052535	\$0.50
Energy Efficiency	2,767 kWh @	\$ 0.000958	\$2.65
TEEEF	9.6 kW @	\$ 0.1949	\$1.87
PUC Assessment			\$0.19
Gross Receipts Reimb			\$1.25

Total Distribution Charges \$148.86

TOTAL CHARGES FOR ESI ID \$259.88 ✓



Customer Name: MATAGORDA COUNTY
 Account Number: 100064844327
 Invoice Number: 052003600685
 Invoice Date: 02/09/2024

614

ESI ID Detail:

Service Address:

25000 STATE HIGHWAY 35 S PALACIOS, TX 77465-1920

ESI ID: 10032789474945242

Product:

Fixed Price

Meter ID	Days	Read Type	Previous Read Date	Previous Meter Read	Current Read Date	Current Meter Read	Multiplier	Usage (kWh)	Actual kW/kVA	Billed kW/kVA
7005712552SD	34	Actual	12/12/2023	0	01/14/2024	620	1.00	620	-	-
TOTAL								620	0	0

Electric Service Commercial

Service Period: 12/12/2023 to 01/14/2024 ✓

TXU Energy Fixed Price

Base Usage	620 kWh @	\$ 0.0377995	\$23.44
Other Charges			\$0.04
Market Securitization (Debt) Financing			\$0.39
Other ERCOT Incremental AS Charges			\$0.19
PUC Assessment			\$0.04

Total Commercial Charges \$24.10

Electric Service Distribution

Service Period: 12/12/2023 to 01/14/2024

Outdoor Lighting - Facilities			\$21.04
Distribution System Charge	620 kWh @	\$ 0.0210968	\$13.08
Transmission Cost Recov Factor	620 kWh @	\$ 0.0116129	\$7.20
Distribution Cost Recovery	620 kWh @	\$ 0.0116774	\$7.24
Transition Charge (TC3)	620 kWh @	\$ 0.0095	\$5.89
Storm Recovery Charge	620 kWh @	\$ 0.0097742	\$6.06
Storm Recovery Tax Credit	620 kWh @	\$ 0.0005	\$0.31 CR
Regulatory Asset Recovery	620 kWh @	\$ 0.0002742	\$0.17
TEEEF	620 kWh @	\$ 0.0018065	\$1.12
PUC Assessment			\$0.08

Total Distribution Charges \$61.57

TOTAL CHARGES FOR ESI ID \$85.67 ✓

Customer Name: MATAGORDA COUNTY
 Account Number: 100064844327
 Invoice Number: 052003600685
 Invoice Date: 02/09/2024

ESI ID Detail:

614

Service Address:
 Product:

25000 STATE HIGHWAY 35 S UNIT OFFIC PALACIOS, TX 77465-1920
 Fixed Price

ESI ID: 10032789453394875

Meter ID	Days	Read Type	Previous Read Date	Previous Meter Read	Current Read Date	Current Meter Read	Multiplier	Usage (kWh)	Actual kW/kVA	Billed kW/kVA
120730531	34	Actual	12/12/2023	✓ 136,916	01/14/2024	137,349	1.00	433	5	0
TOTAL								433	5	0

Electric Service Commercial

Service Period: 12/12/2023 to 01/14/2024 ✓

TXU Energy Fixed Price

Base Usage	433 kWh @	\$ 0.0377995	\$16.37
Other Charges			\$0.04
Market Securitization (Debt) Financing			\$0.28
Other ERCOT Incremental AS Charges			\$0.15
PUC Assessment			\$0.03

Total Commercial Charges \$16.87

Electric Service Distribution

Service Period: 12/12/2023 to 01/14/2024

Base Charge			\$1.40
Meter Charge			\$4.39
Distribution System Charge	433 kWh @	\$ 0.021093	\$9.13
Transmission Cost Recov Factor	433 kWh @	\$ 0.01162	\$5.03
Distribution Cost Recovery	433 kWh @	\$ 0.011684	\$5.06
Transition Charge (TC3)	433 kWh @	\$ 0.009501	\$4.11
Storm Recovery Charge	433 kWh @	\$ 0.00157	\$0.68
Storm Recovery Tax Credit	433 kWh @	\$ 0.000085	\$0.04 CR
Regulatory Asset Recovery	433 kWh @	\$ 0.000171	\$0.07
Energy Efficiency	433 kWh @	\$ 0.000852	\$0.37
TEEF	433 kWh @	\$ 0.00181	\$0.78
PUC Assessment			\$0.04

Total Distribution Charges \$31.02

TOTAL CHARGES FOR ESI ID \$47.89 ✓



Customer Name: MATAGORDA COUNTY
 Account Number: 100064844327
 Invoice Number: 052003600685
 Invoice Date: 02/09/2024

ESI ID Detail:
 Service Address:
 Product:

614

25000 STATE HIGHWAY 35 S UNIT P7 PALACIOS, TX 77465-1920
 Fixed Price

ESI ID: 10032789474945241

Meter ID	Days	Read Type	Previous Read Date	Previous Meter Read	Current Read Date	Current Meter Read	Multiplier	Usage (kWh)	Actual kW/kVA	Billed kW/kVA
122240914	34	Actual	12/12/2023	✓ 60,709	01/14/2024	60,956	1.00	247	4	0
TOTAL								247	4	0

Electric Service Commercial

Service Period: 12/12/2023 to 01/14/2024 ✓

TXU Energy Fixed Price

Base Usage	247 kWh @	\$ 0.0377995	\$9.34
Other Charges			\$0.02
Market Securitization (Debt) Financing			\$0.15
Other ERCOT Incremental AS Charges			\$0.09
PUC Assessment			\$0.02

Total Commercial Charges \$9.62

Electric Service Distribution

Service Period: 12/12/2023 to 01/14/2024

Base Charge			\$1.40
Meter Charge			\$4.39
Distribution System Charge	247 kWh @	\$ 0.021093	\$5.21
Transmission Cost Recov Factor	247 kWh @	\$ 0.01162	\$2.87
Distribution Cost Recovery	247 kWh @	\$ 0.011684	\$2.89
Transition Charge (TC3)	247 kWh @	\$ 0.009501	\$2.35
Storm Recovery Charge	247 kWh @	\$ 0.00157	\$0.39
Storm Recovery Tax Credit	247 kWh @	\$ 0.000085	\$0.02 CR
Regulatory Asset Recovery	247 kWh @	\$ 0.000171	\$0.04
Energy Efficiency	247 kWh @	\$ 0.000852	\$0.21
TEEEF	247 kWh @	\$ 0.00181	\$0.45
PUC Assessment			\$0.03

Total Distribution Charges \$20.21

TOTAL CHARGES FOR ESI ID \$29.83 ✓

000093 33/23

Customer Name: MATAGORDA COUNTY
 Account Number: 100064844327
 Invoice Number: 052003600685
 Invoice Date: 02/09/2024

ESI ID Detail:

Service Address:

17817 WOOD PLEDGER, TX 77468-0000

ESI ID: 1008901015815710800100

Product:

Fixed Price

Meter ID	Days	Read Type	Previous Read Date	Previous Meter Read	Current Read Date	Current Meter Read	Multiplier	Usage (kWh)	Actual kW/kVA	Billed kW/kVA
190851001	35	Actual	12/18/2023	✓ 97,616	01/21/2024	98,528	1.00	912	14	14
TOTAL								912	14	14

Electric Service Commercial

Service Period: 12/18/2023 to 01/21/2024 ✓

TXU Energy Fixed Price

Base Usage	912 kWh @	\$ 0.0377995	\$34.47
Other Charges			\$0.43
Market Securitization (Debt) Financing			\$0.57
Other ERCOT Incremental AS Charges			\$0.98
PUC Assessment			\$0.06

Total Commercial Charges \$36.51

Electric Service Distribution

Service Period: 12/18/2023 to 01/21/2024

Base Charge			\$3.00
Meter Charge			\$7.41
Distribution System Charge	14 kVA @	\$ 4.449286	\$62.29
Transmission Cost Recov Factor	14.24 kVA @	\$ 3.863062	\$55.01
Distribution Cost Recovery	14 kVA @	\$ 0.410714	\$5.75
Transition Charge (TC5)	912 kWh @	\$ 0.001952	\$1.78
Nuclear Decommission	14 kVA @	\$ 0.000714	\$0.01
Energy Efficiency	912 kWh @	\$ 0.000965	\$0.88
TEEEF	14 kVA @	\$ 0.505	\$7.07
PUC Assessment			\$0.22

Total Distribution Charges \$143.42

TOTAL CHARGES FOR ESI ID \$179.93 ✓

Current Charges \$17,891.32

Please return this portion with your payment in the enclosed envelope. Make checks payable to TXU Energy. Do not include correspondence with your payment.

The TXU Energy AidSM program helps families in critical situations with bill payment assistance.

For Donations Only

One-time gift to TXU Energy AidSM program \$ _____

Recurring monthly donation to TXU Energy AidSM program \$ _____

Account Number:
100064844327

Amount Due	Due Date
\$38,841.06	03/11/2024

000093 1733

To ensure proper payment posting, please provide this number (100064844327) on all payments and send to the address directly below.

SP 06 000093 53225E 2 A**SNGLP



MATAGORDA COUNTY
1700 7TH ST, RM 301
BAY CITY TX 77414-5034



TXU ENERGY
PO BOX 650638
DALLAS, TX 75265-0638

211000648443270003884106000000000008